


pre-rinse units GASTROTOP Classic Line

Pre-rinse unit with non-return valves



100 % watertightness with brass adapter and flat gasket

adjustable plastic springholder

adjustable plastic/stainless steel spray holder

adjustable plastic/stainless steel wall bracket 200 mm

permanently sealed by double O-ring gasket

optional standard heads or ceramic heads

stainless steel spring

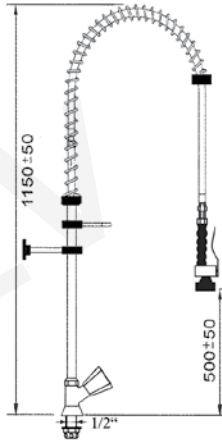
hose stainless steel braided PVC covered

swivelling hose connections

professional spray gun

swivel spout with ceramic head

pre-rinse unit with pillar tap



part no.
tap head

548800

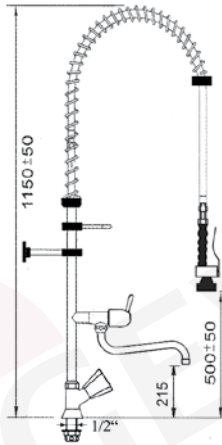
part no.
ceramic tap head

548815

part no.
ceramic tap head

548902

pre-rinse unit with pillar tap with swivel tap



part no.
tap head

548801

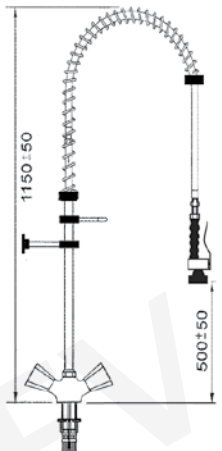
part no.
ceramic tap head

548816

part no.
ceramic tap head

548903

pre-rinse unit with monobloc tap



part no.
tap head

548802

548803

part no.
ceramic tap head

548817

548818

part no.
ceramic tap head

548904

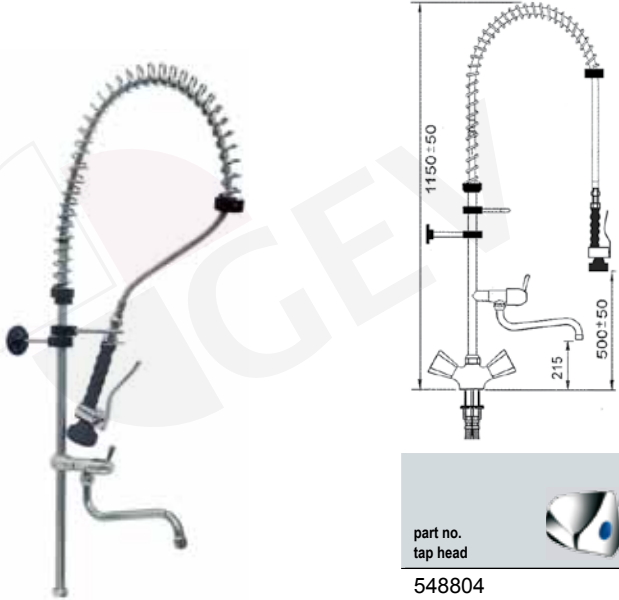
548906

connection

3/8"

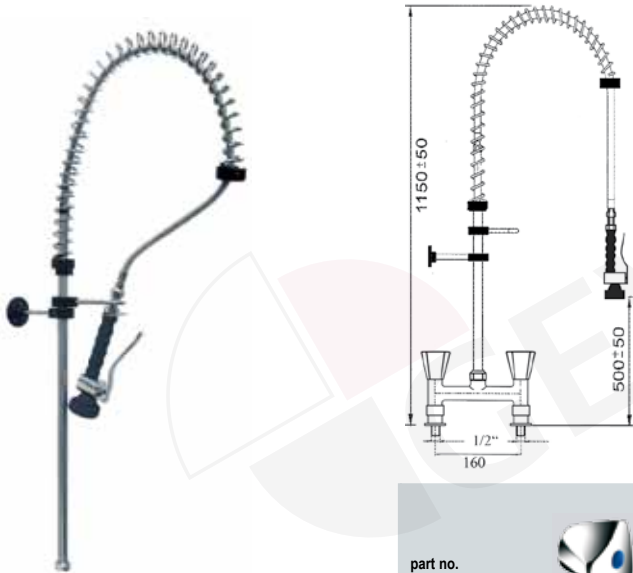
1/2"

pre-rinse unit with monobloc tap and swivel tap



part no. tap head	part no. ceramic tap head	part no. ceramic tap head	connection
548804	548819	548905	3/8"
548805	548820	548907	1/2"

pre-rinse unit with bridge tap



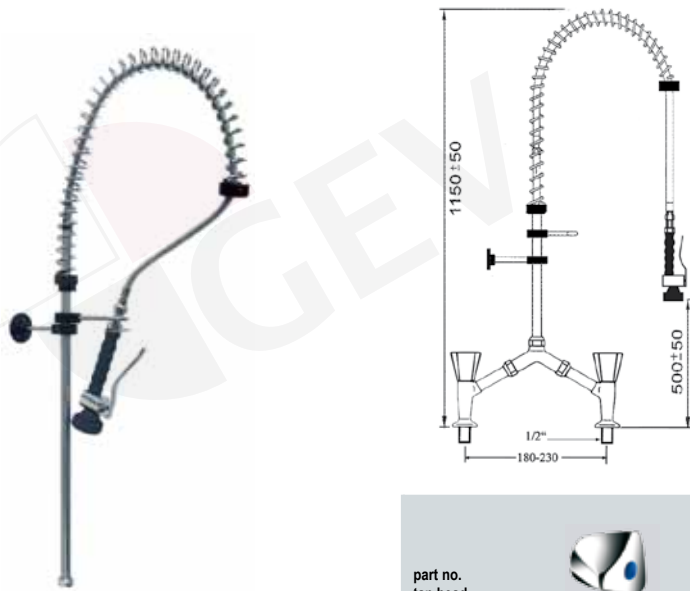
part no. tap head	part no. ceramic tap head	part no. ceramic tap head
548910	548912	548914






pre-rinse unit with bridge tap and swivel tap



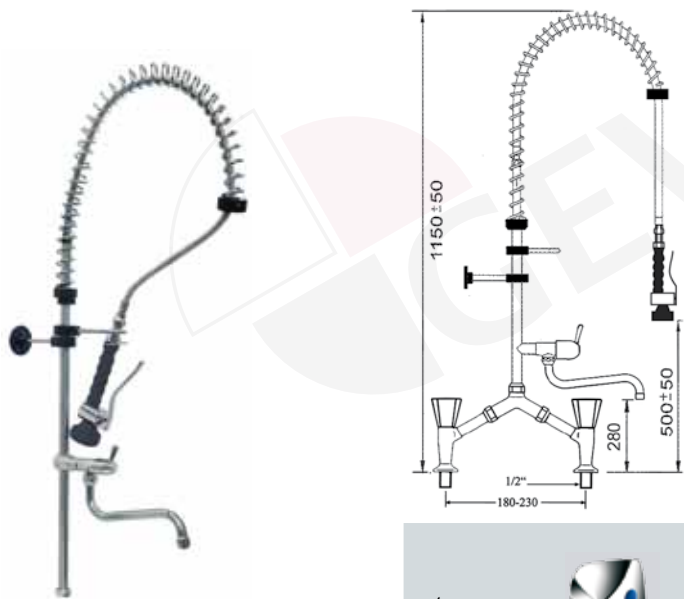
part no. tap head	part no. ceramic tap head	part no. ceramic tap head
548911	548913	548915






pre-rinse unit with bridge tap



part no. tap head		part no. ceramic tap head	 	part no. ceramic tap head	 
548806		548821		548908	

pre-rinse unit with bridge tap and swivel tap



part no. tap head		part no. ceramic tap head	 	part no. ceramic tap head	 
548807		548822		548909	

pre-rinse unit with bridge tap



part no.
tap head
548810



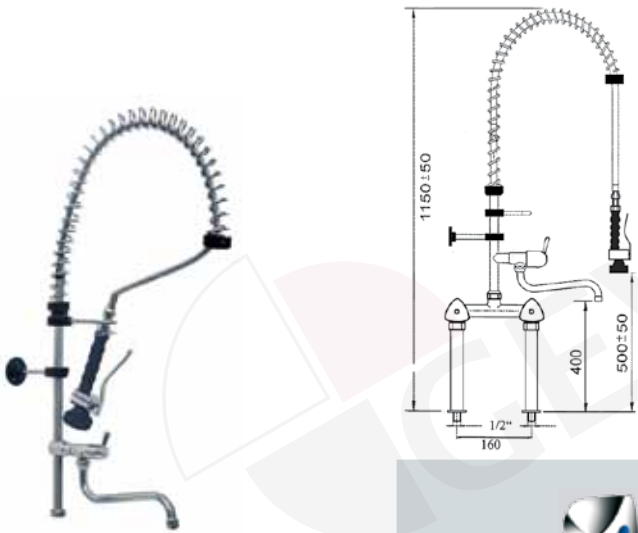
part no.
ceramic tap head
548825



part no.
ceramic tap head
548916



pre-rinse unit with bridge tap and swivel tap



part no.
tap head
548811



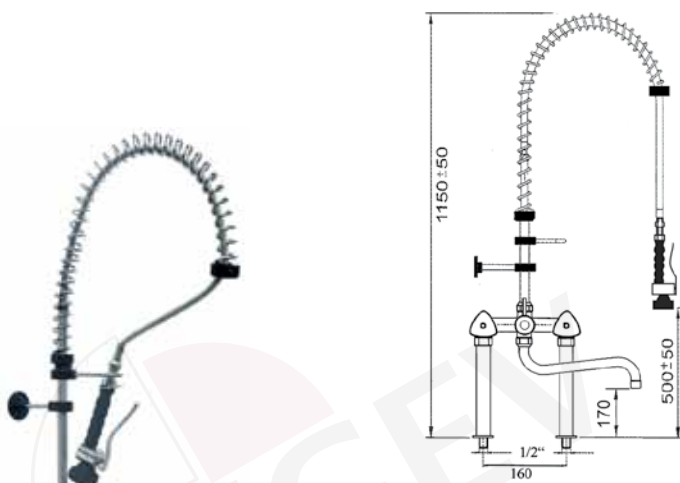
part no.
ceramic tap head
548826



part no.
ceramic tap head
548917



pre-rinse unit with bridge tap and swivel tap



part no.
tap head
548814



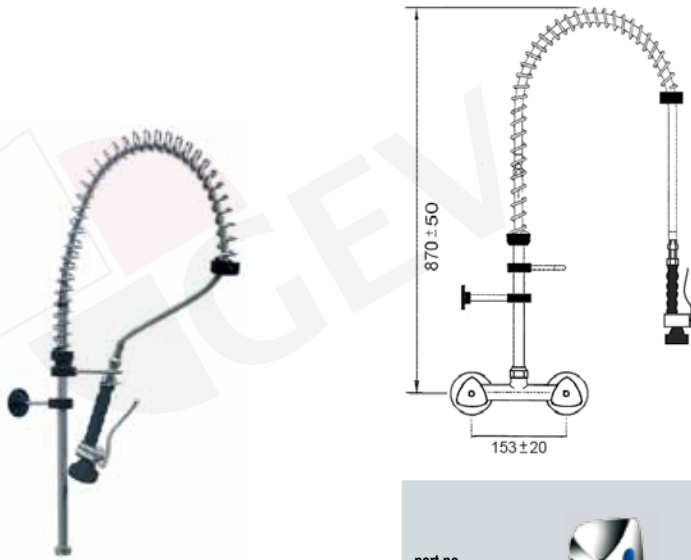
part no.
ceramic tap head
548829



part no.
ceramic tap head
548920



pre-rinse unit with wall-mounted water tap



part no.
tap head



548808

part no.
ceramic tap head



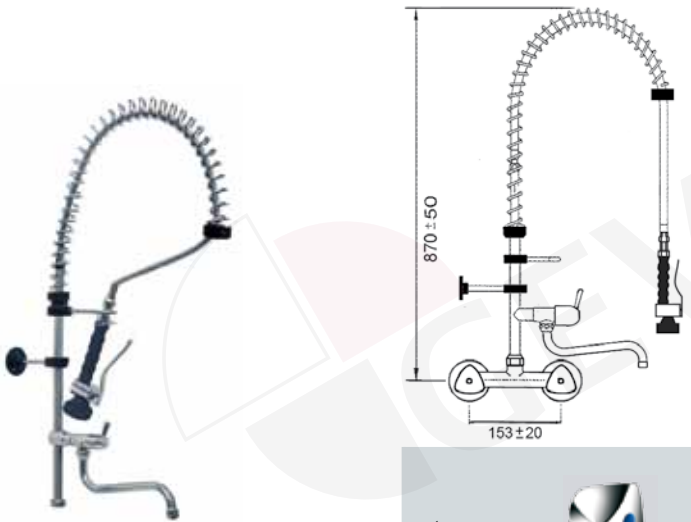
548823

part no.
ceramic tap head



548918

pre-rinse unit with wall-mounted water tap and swivel tap



part no.
tap head




548809

part no.
ceramic tap head



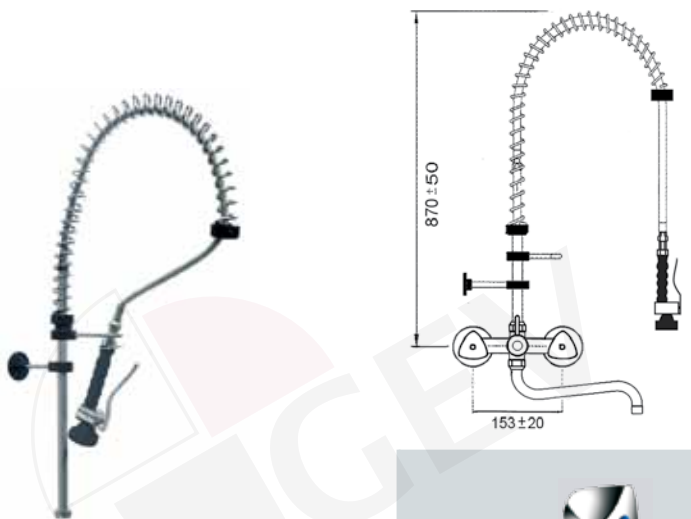
548824

part no.
ceramic tap head



548930

pre-rinse unit with wall-mounted water tap and swivel tap



part no.
tap head




548812

part no.
ceramic tap head



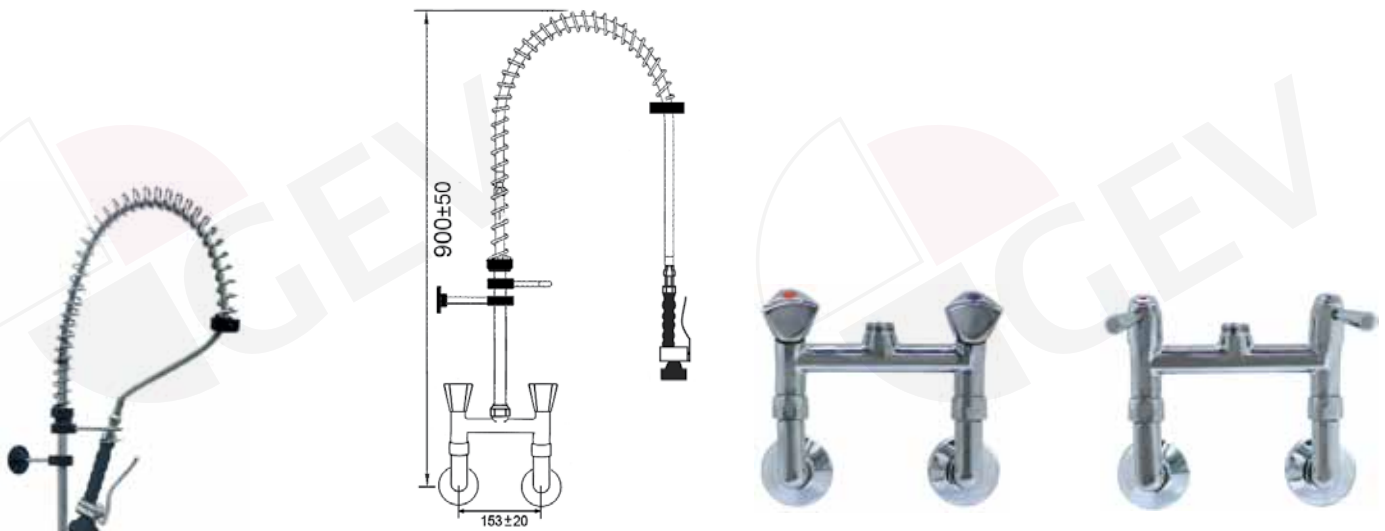
548827






part no.
ceramic tap head



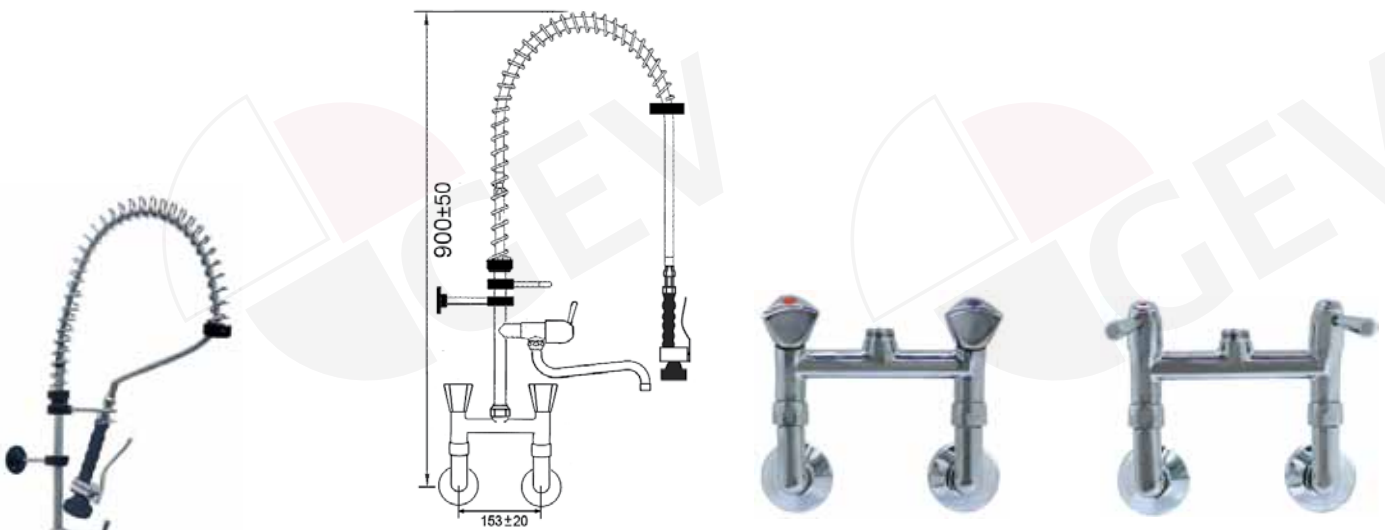
548921






pre-rinse unit with wall-mounted water tap



part no. tap head		part no. ceramic tap head			part no. ceramic tap head		
548856		548857			548858		

pre-rinse unit with wall-mounted water tap and swivel tap



part no. tap head		part no. ceramic tap head			part no. ceramic tap head		
548859		548926			548927		

pre-rinse unit with single lever monobloc tap

part no. lever upper	part no. lever edgewise	connection
548830	548834	3/8"
548831	548835	1/2"

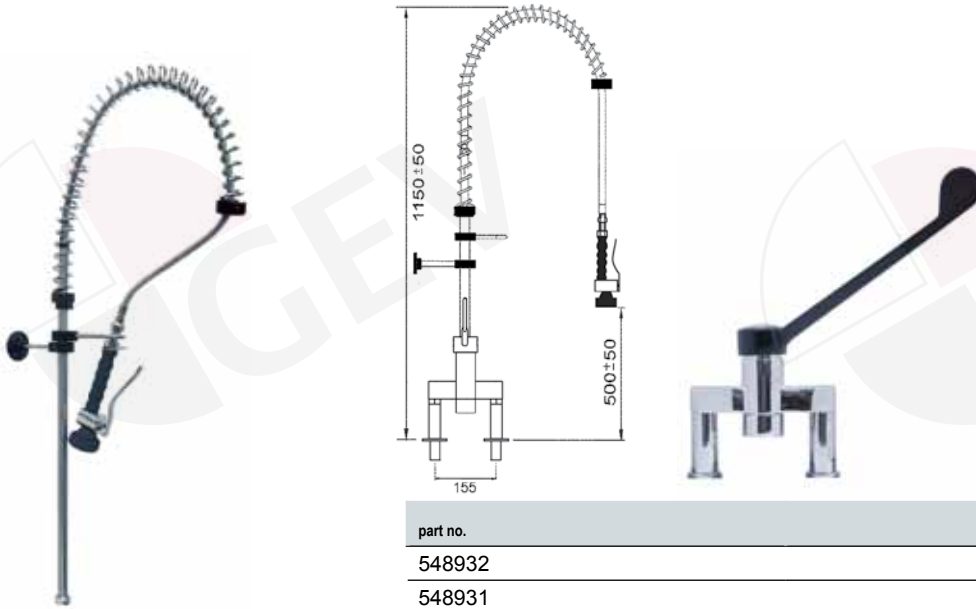
pre-rinse unit with single lever monobloc tap and swivel tap

part no. lever top	part no. lever front	connection
548832	548836	3/8"
548833	548837	1/2"

pre-rinse unit with single lever monobloc tap and swivel tap

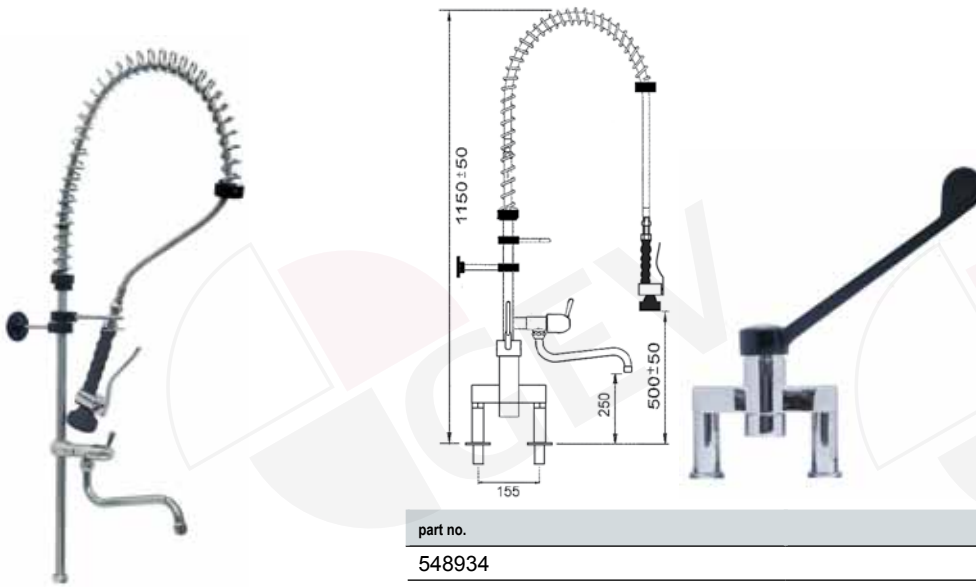
part no. lever short	part no. lever long	connection
548928	548922	3/8"
548929	548923	1/2"

pre-rinse unit with single lever bridge tap



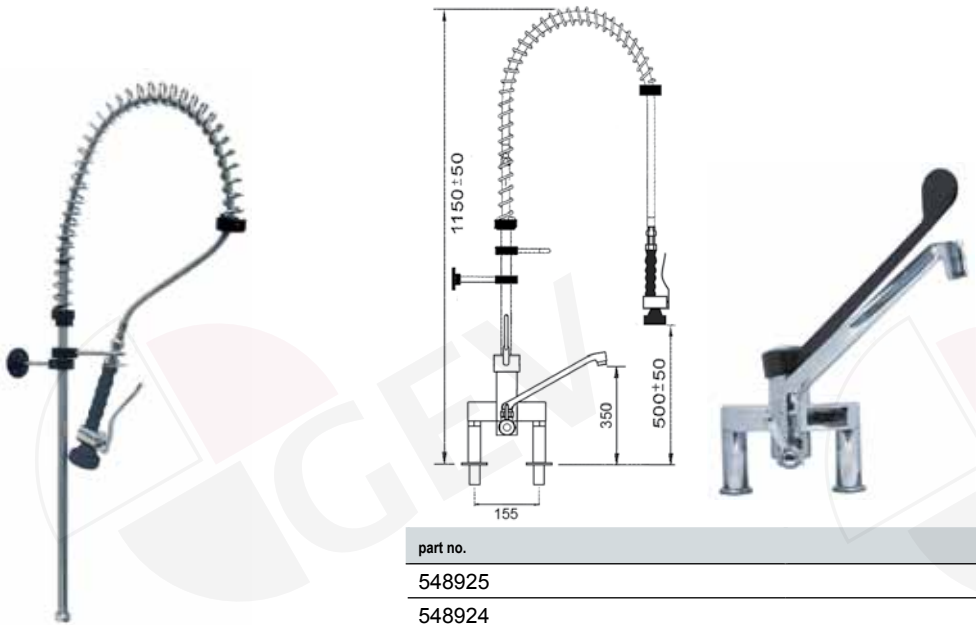
part no.	connection
548932	1/2"
548931	3/4"

pre-rinse unit with single lever bridge tap and swivel tap



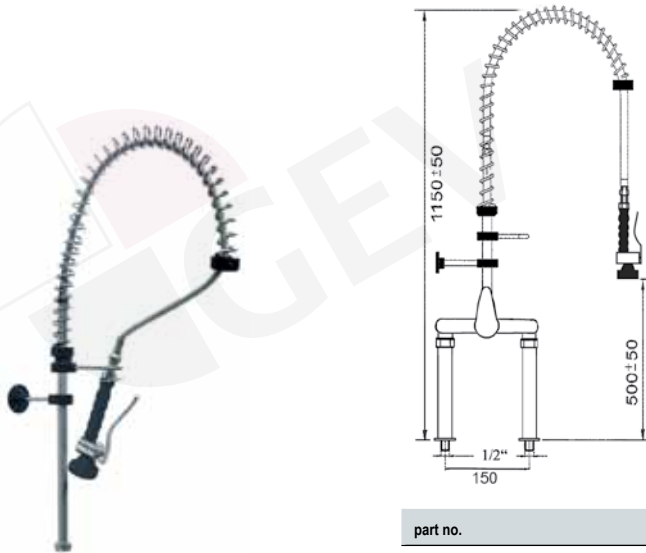
part no.	connection
548934	1/2"
548933	3/4"

pre-rinse unit with single lever bridge tap and swivel tap



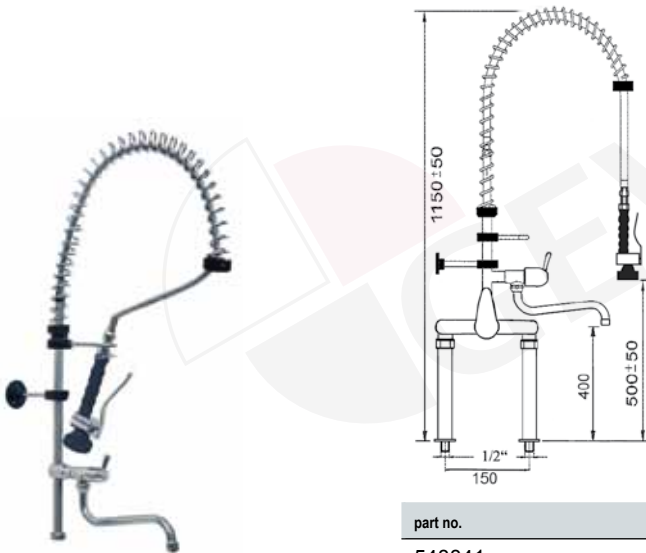
part no.	connection
548925	1/2"
548924	3/4"

pre-rinse unit with single lever bridge tap



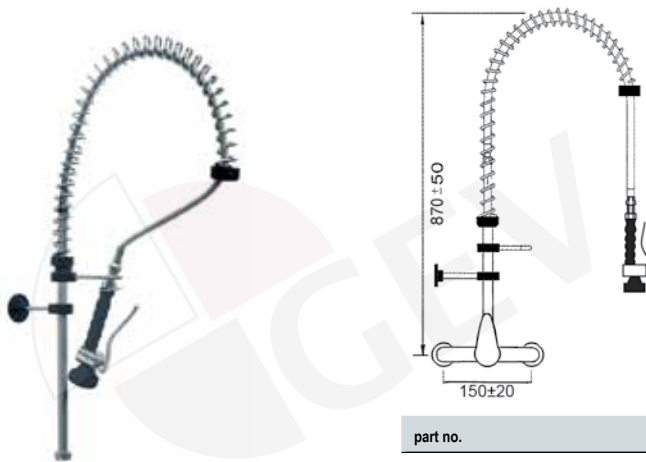
part no.	connection
548840	1/2"

pre-rinse unit with single lever bridge tap and swivel tap



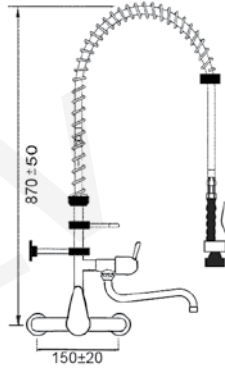
part no.	connection
548841	1/2"

pre-rinse unit with single lever wall-mounted water tap



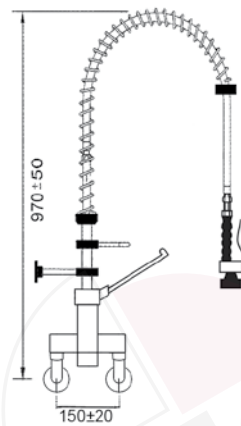
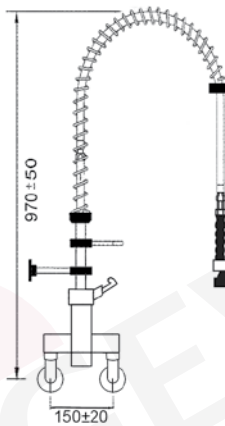
part no.	connection
548838	1/2"

pre-rinse unit with single lever wall-mounted water tap with swivel tap



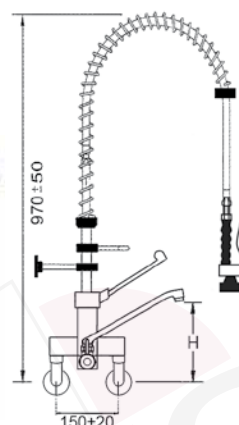
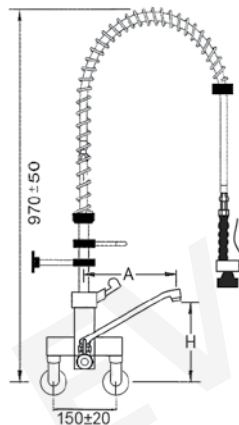
part no.	connection
548839	1/2"

pre-rinse unit with single lever wall-mounted water tap



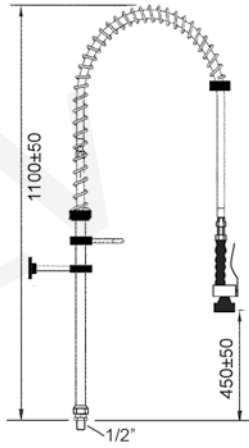
part no. lever short	part no. lever long	connection
548935	548936	1/2"

pre-rinse unit with single lever wall-mounted water tap and swivel tap



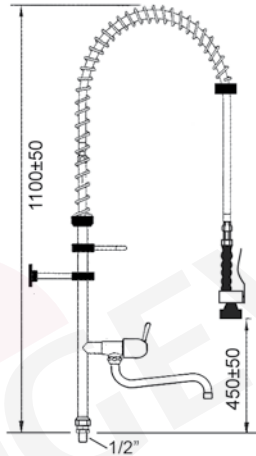
part no. lever short	part no. lever long	connection	A (mm)	H (mm)
548937	548939	1/2"	200	200
548938	548940	1/2"	250	240

pre-rinse unit without fitting, for foot and knee operated pedals



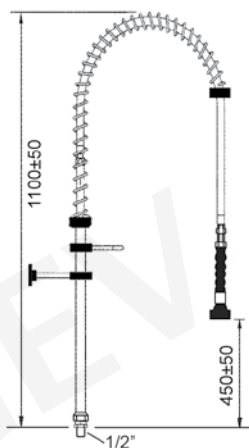
part no.	connection
547453	1/2"

pre-rinse unit without fitting, with swivel tap for foot and knee operated pedals



part no.	connection
547369	1/2"

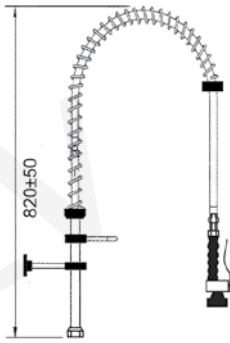
pre-rinse unit without fitting, with spray gun without cut-off, for foot and knee operated pedals



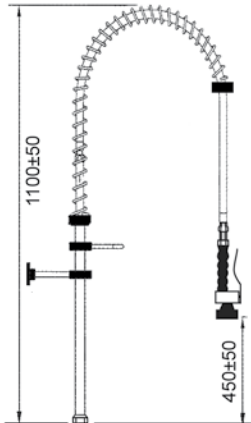
part no.	connection
547687	1/2"

rinse assembly, without taps

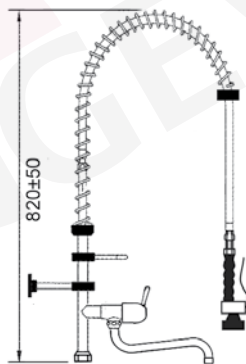
29
Water taps / pre-rinse units



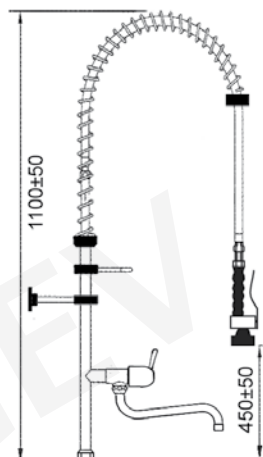
part no.	description
547615	rinse pipe assembly, short, without swivel tap



part no.	description
547612	rinse pipe assembly, long, without swivel tap

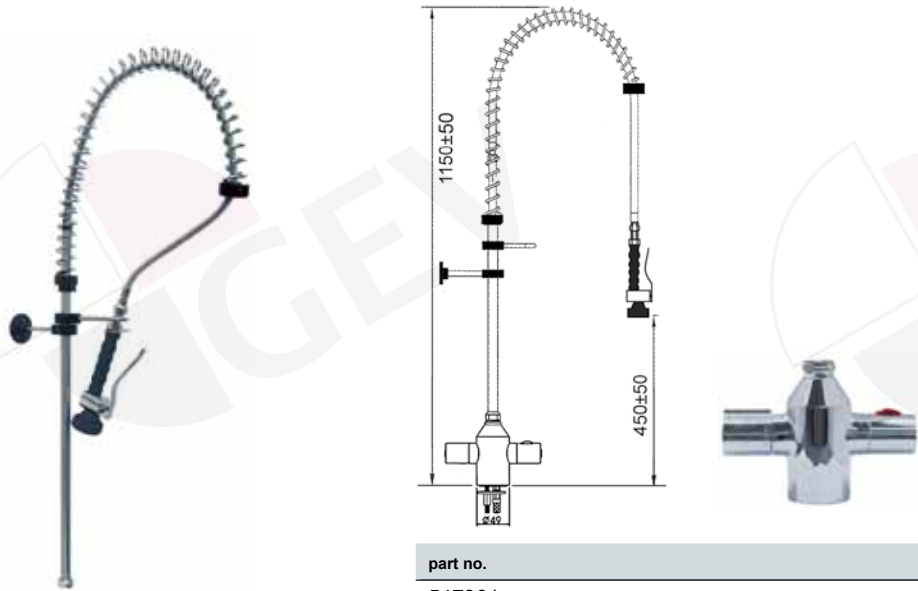


part no.	description
547614	rinse pipe assembly, short, with swivel tap



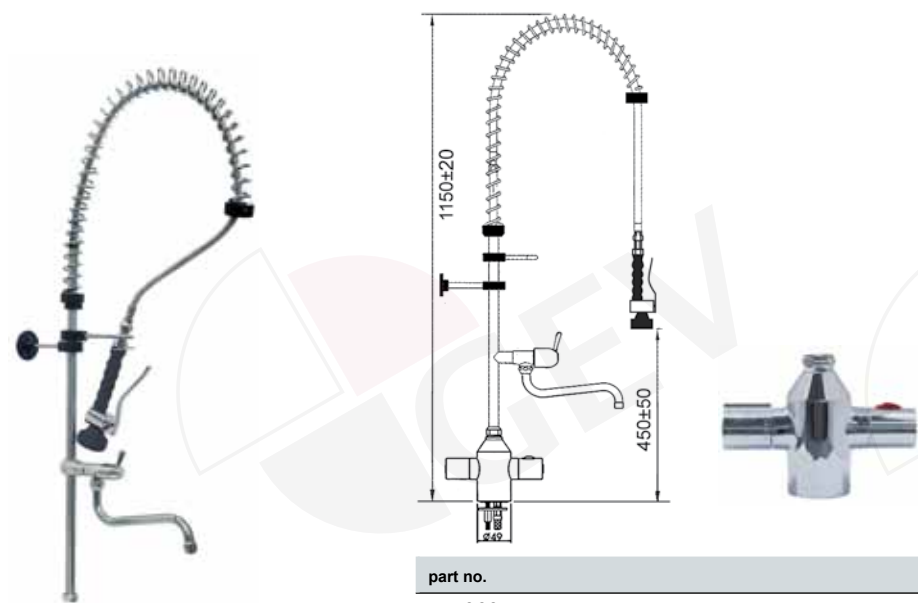
part no.	description
547611	rinse pipe assembly, long, with swivel tap

pre-rinse unit with thermostatic tap



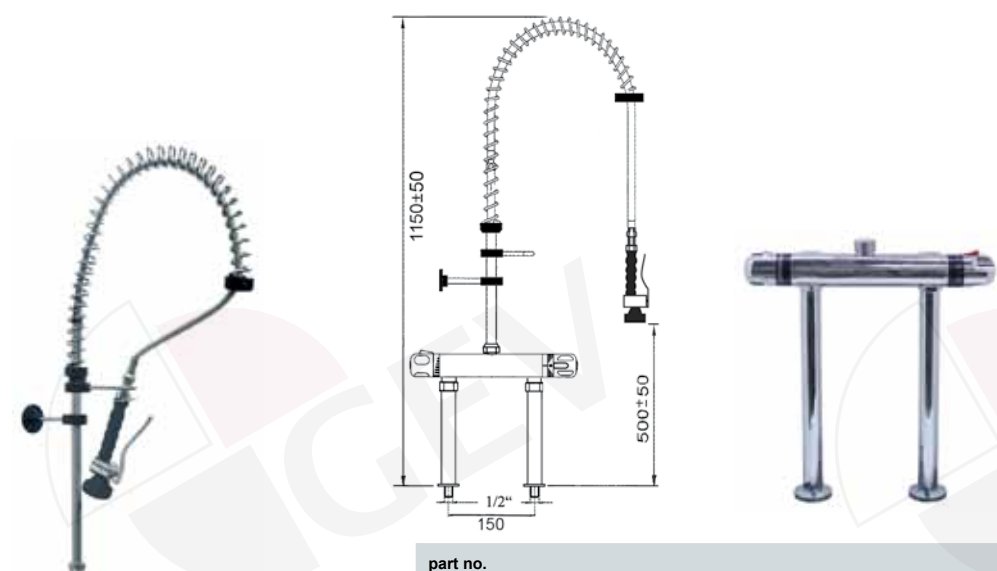
part no.	connection
547361	3/8"
547362	1/2"

pre-rinse unit with thermostatic tap and swivel tap and swivel tap

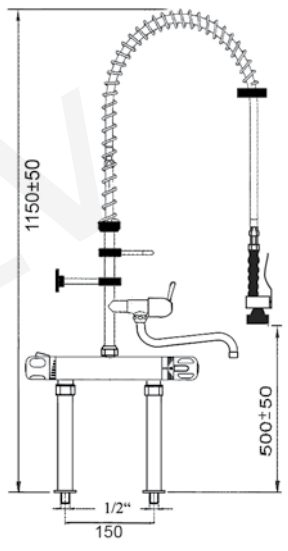


part no.	connection
547363	3/8"
547364	1/2"

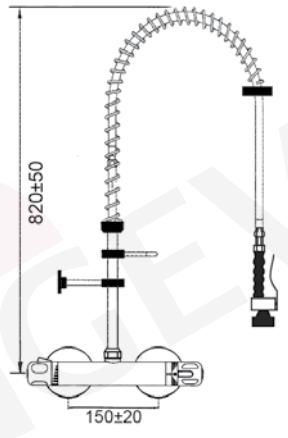
pre-rinse unit with two hole thermostatic mixer



part no.	connection
547365	1/2"

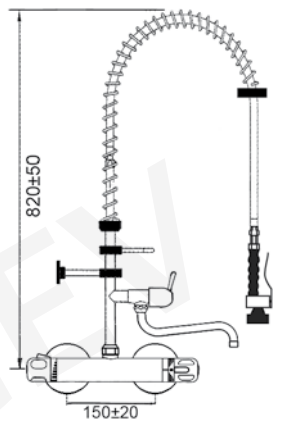


part no.	connection
547366	1/2"



part no.	connection
547367	1/2"

pre-rinse unit with wall-mounted thermostatic tap and swivel tap



part no.	connection
547368	1/2"