

Knobs

System knobs	page 1216
Universal knobs	page 1233
Manufacturer-specific knobs	page 1237
Accessories	page 1318



system knobs

ø55mm / ø72(52)mm



No.	Order-No.	ø (mm)	delivery contents
1	112489	55.2	without adaptor/dial plate

No.	Order-No.	ø (mm)	delivery contents
2	112303	72(52)	without adaptor/dial plate

knob adaptors



No.	Order-No.	shaft ø (mm)	L (mm)
1	112311	6x4.6	0
2	112516	6x4.6	6

No.	Order-No.	shaft ø (mm)	L (mm)
3	112342	8	0
4	112178	8x5	0

No.	Order-No.	shaft ø (mm)	L (mm)
5	112175	8x6.5	0



No.	Order-No.	shaft ø (mm)	L (mm)
1	112515	8x6.5	6
2	112450	8x6.5	0

No.	Order-No.	shaft ø (mm)	L (mm)
3	112177	8x7	0
4	112179	9x6.5	0

No.	Order-No.	shaft ø (mm)	L (mm)
5	112343	10	0



No.	Order-No.	shaft ø (mm)	L (mm)
1	112174	10x8	0
2	112514	10x8	6

No.	Order-No.	shaft ø (mm)	L (mm)
3	112312	10x9	0
4	112304	7x7	0

No.	Order-No.	shaft ø (mm)	L (mm)
5	112305	8x8	0


knob washers




No.	Order-No.	shaft ø (mm)	ø (mm)	H (mm)	Qty (pc)
1	112269	6x4.6	16	1	10
2	112270	8x5/8x6.5/8x7/7x7	16	1	10

No.	Order-No.	shaft ø (mm)	ø (mm)	H (mm)	Qty (pc)
3	112271	9x6.5/10x8/10x9/8x8	16	1	10


knob dial plates




No.	Order-No.	colour	symbol	t.max. (°C)
1	110505	red	gas tap with ignition flame PEL21/22/23	-
2	110506	red	gas thermostat EGA 1-8	-
3	110513	red	oven	-
4	110512	red	oven TH/BH/TH+BH	-
5	110511	red	switch 0-1-0-1	-
6	110514	red	thermostat	110
7	110516	red	thermostat	300
8	111879	silver	energy regulator 1-10 2-circuit	-



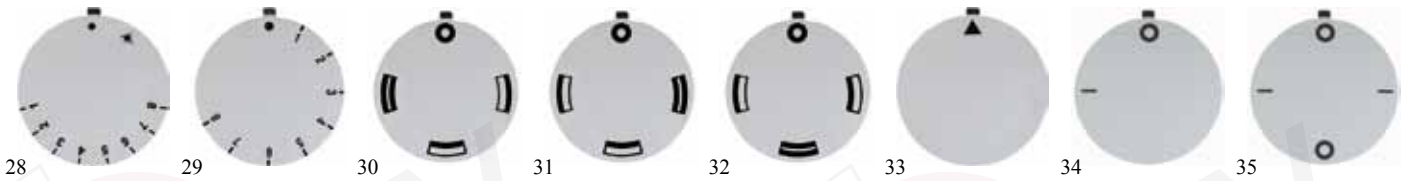
No.	Order-No.	colour	symbol	t.max. (°C)
9	112430	silver	energy regulator 1-3	-
10	111743	silver	energy regulator 1-3	-
11	112521	silver	energy regulator 1-3	-
12	112431	silver	energy regulator 1-3 2-circuit	-
13	112432	silver	gas tap with ignition flame COPRECI	-
14	110502	silver	gas tap with ignition flame EGA24197	-
15	110501	silver	gas tap with ignition flame EGA24197	-
16	110503	silver	gas tap with ignition flame EGA26440	-



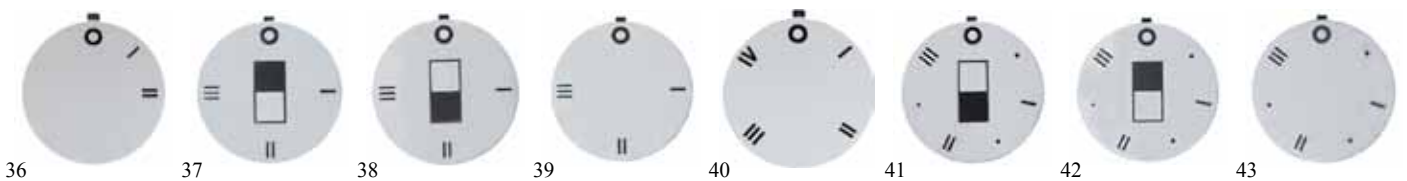
No.	Order-No.	colour	symbol	t.max. (°C)
17	112490	silver	gas tap with ignition flame EGA26440	-
18	110504	silver	gas tap with ignition flame PEL21/22/23	-
19	112433	silver	gas tap with ignition flame STN3R	-
20	110500	silver	gas tap without ignition flame EGA26400	-
21	112434	silver	gas tap without ignition flame PEL20	-
22	112435	silver	gas tap without ignition flame SIRAL	-
23	112436	silver	gas tap without ignition flame STN3R	-
24	112437	silver	gas thermostat COPRECI 1-8	-



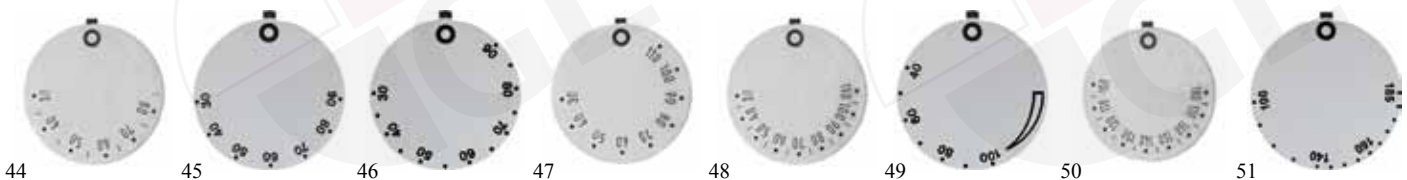
No.	Order-No.	colour	symbol	t.max. (°C)
25	112438	silver	gas thermostat EGA 1-8	-
26	112439	silver	gas thermostat EUROSIT 1-8	-
27	112442	silver	gas thermostat NOVASIT	-



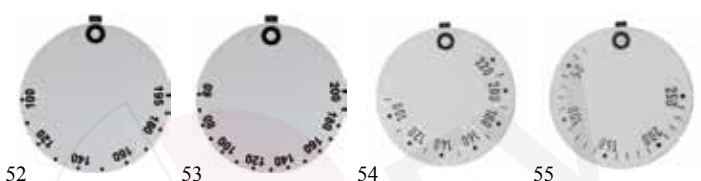
No.	Order-No.	colour	symbol	t.max. (°C)
28	112440	silver	gas thermostat PEL 1-8	-
29	112441	silver	gas thermostat SABAF 1-8	-
30	112418	silver	oven TH/BH/TH+BH	-
31	112419	silver	oven TH/BH/TH+BH	-
32	112417	silver	oven TH/TH+BH/BH	-
33	112443	silver	switch zero mark	-
34	112414	silver	switch 0-1	-
35	111880	silver	switch 0-1-0-1	-





No.	Order-No.	colour	symbol	t.max. (°C)
36	112415	silver	switch 0-1-2	-
37	110508	silver	switch 4-position	-
38	110507	silver	switch 4-position	-
39	110521	silver	switch 4-position	-
40	112416	silver	switch 5-position	-
41	110509	silver	switch 7-position	-
42	110510	silver	switch 7-position	-
43	110522	silver	switch 7-position	-



No.	Order-No.	colour	symbol	t.max. (°C)
44	111744	silver	thermostat	85
45	112420	silver	thermostat	90
46	112421	silver	thermostat	90
47	110523	silver	thermostat	110
48	110517	silver	thermostat	110
49	112422	silver	thermostat	150
50	110518	silver	thermostat	180
51	112423	silver	thermostat	185



No.	Order-No.	colour	symbol	t.max. (°C)
52	112424	silver	thermostat	195
53	112425	silver	thermostat	200
54	110515	silver	thermostat	220
55	110519	silver	thermostat	250



56

57

58

59

60

61

62

63

No.	Order-No.	colour	symbol	t.max. (°C)
56	112426	silver	thermostat	270
57	110520	silver	thermostat	300
58	110524	silver	thermostat	300
59	112427	silver	thermostat	350
60	112429	silver	thermostat	500
61	112428	silver	thermostat	500
62	112444	silver	thermostat 1-10	-
63	112445	silver	thermostat 1-10	-



64

65

66

No.	Order-No.	colour	symbol	t.max. (°C)
64	111882	silver	time 120min + permanent ON	-
65	112446	silver	water tap cold	-
66	112447	silver	water tap hot	-

ø62mm

knobs



1 2 3 4 5

No.	Order-No.	application	ø (mm)	colour	material	version	delivery contents
1	112950	MERTIK gas regulator	32	black	plastic	for piezoelectric igniter	-
2	112949	MERTIK gas regulator	62	black	plastic	special fixing	-
3	112173	universal	62	black	plastic	-	without adaptor/dial plate
4	112569	universal	62	gold plated	brass	-	without adaptor/dial plate
5	112568	universal	62	silver plated	brass	-	without adaptor/dial plate

knob adaptors



1 2 3 4 5

No.	Order-No.	shaft ø (mm)	L (mm)	No.	Order-No.	shaft ø (mm)	L (mm)	No.	Order-No.	shaft ø (mm)	L (mm)
1	112311	6x4.6	0	3	112342	8	0	5	112175	8x6.5	0
2	112516	6x4.6	6	4	112178	8x5	0				



1 2 3 4 5

No.	Order-No.	shaft ø (mm)	L (mm)	No.	Order-No.	shaft ø (mm)	L (mm)	No.	Order-No.	shaft ø (mm)	L (mm)
1	112515	8x6.5	6	3	112177	8x7	0	5	112343	10	0
2	112450	8x6.5	0	4	112179	9x6.5	0				



1 2 3 4 5

No.	Order-No.	shaft ø (mm)	L (mm)	No.	Order-No.	shaft ø (mm)	L (mm)	No.	Order-No.	shaft ø (mm)	L (mm)
1	112174	10x8	0	3	112312	10x9	0	5	112305	8x8	0
2	112514	10x8	6	4	112304	7x7	0				

24 knob washers



1 2 3

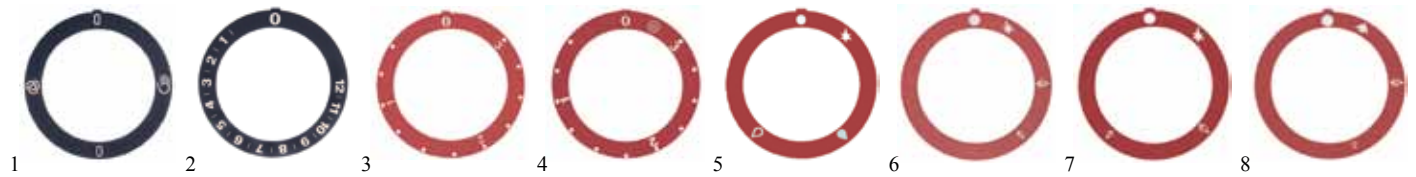
No.	Order-No.	shaft ø (mm)	ø (mm)	H (mm)	Qty (pc)	No.	Order-No.	shaft ø (mm)	ø (mm)	H (mm)	Qty (pc)
1	112269	6x4.6	16	1	10	3	112271	9x6.5/10x8/10x9/8x8	16	1	10
2	112270	8x5/8x6.5/8x7/7x7	16	1	10						

neutral symbols

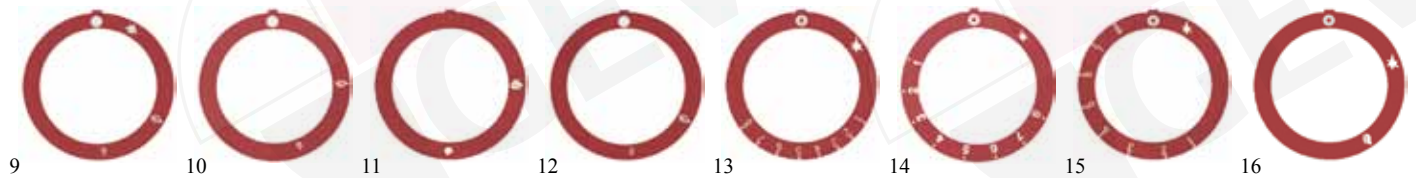


No.	Order-No.	application	colour
1	112599	MERTIK gas regulator (piezoelectric igniter)	red
2	112598	MERTIK gas regulator (piezoelectric igniter)	silver
3	112651	universal	black
4	112387	universal	red
5	112388	universal	silver

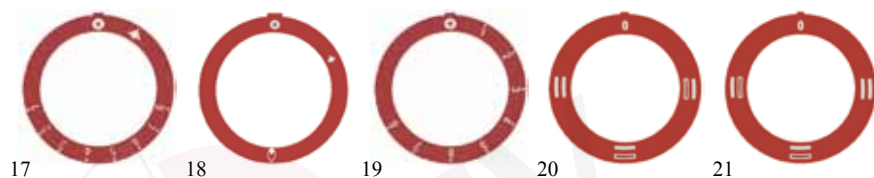
knob dial plates



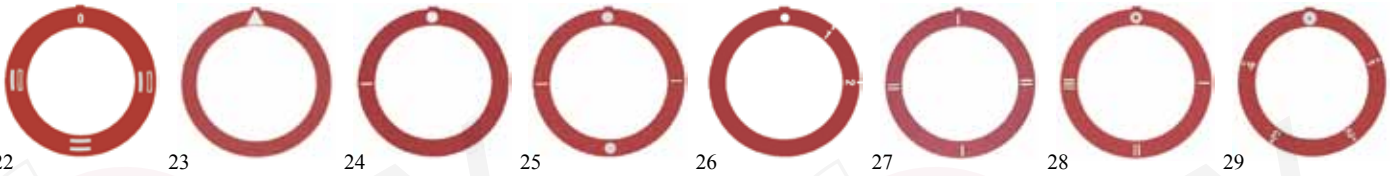
No.	Order-No.	colour	symbol	t.max. (°C)
1	111567	black	manual/automatic	-
2	111561	black	thermostat 1-12	-
3	112278	red	energy regulator 1-3	-
4	112301	red	energy regulator 1-3 2-circuit	-
5	112352	red	gas tap with ignition flame COPRECI	-
6	110538	red	gas tap with ignition flame EGA24197	-
7	112382	red	gas tap with ignition flame EGA26440	-
8	112282	red	gas tap with ignition flame PEL21/22/23	-



No.	Order-No.	colour	symbol	t.max. (°C)
9	112308	red	gas tap with ignition flame STN3R	-
10	112284	red	gas tap without ignition flame PEL20	-
11	112356	red	gas tap without ignition flame SIRAL	-
12	112306	red	gas tap without ignition flame STN3R	-
13	112360	red	gas thermostat COPRECI 1-8	-
14	110547	red	gas thermostat EGA 1-8	-
15	112332	red	gas thermostat EUROSIT 1-8	-
16	112364	red	gas thermostat NOVASIT	-



No.	Order-No.	colour	symbol	t.max. (°C)
17	112288	red	gas thermostat PEL 1-8	-
18	111568	red	gas thermostat ROBERTSHAW	-
19	112334	red	gas thermostat SABAF 1-8	-
20	112336	red	oven TH/BH/TH+BH	-
21	112338	red	oven TH/BH/TH+BH	-



No.	Order-No.	colour	symbol	t.max. (°C)
22	112376	red	oven TH/TH+BH/BH	-
23	112290	red	switch zero mark	-
24	112344	red	switch 0-1	-
25	112252	red	switch 0-1-0-1	-
26	112348	red	switch 0-1-2	-
27	110548	red	switch 1-2-1-2	-
28	112254	red	switch 4-position	-
29	112298	red	switch 5-position	-



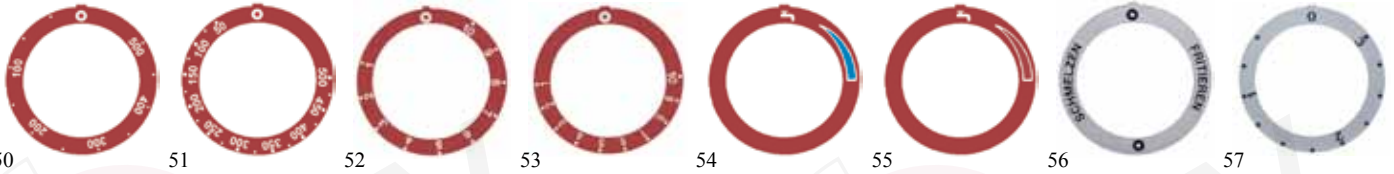
No.	Order-No.	colour	symbol	t.max. (°C)
30	112256	red	switch 7-position	-
31	112390	red	thermostat	85
32	112260	red	thermostat	90
33	112258	red	thermostat	90
34	110533	red	thermostat	100
35	112264	red	thermostat	110
36	110546	red	thermostat	110
37	112383	red	thermostat	150



No.	Order-No.	colour	symbol	t.max. (°C)
38	112266	red	thermostat	180
39	112299	red	thermostat	185
40	112268	red	thermostat	195
41	112394	red	thermostat	200
42	112398	red	thermostat	220
43	110535	red	thermostat	250
44	110532	red	thermostat	300
45	112300	red	thermostat	300




No.	Order-No.	colour	symbol	t.max. (°C)
46	110549	red	thermostat	300
47	112272	red	thermostat	300
48	112276	red	thermostat	320
49	112402	red	thermostat	350



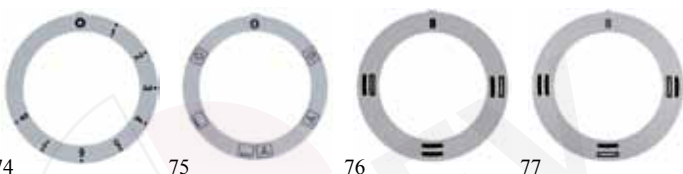
No.	Order-No.	colour	symbol	t.max. (°C)
50	112410	red	thermostat	500
51	112406	red	thermostat	500
52	112294	red	thermostat 1-10	-
53	112292	red	thermostat 1-10	-
54	112368	red	water tap cold	-
55	112372	red	water tap hot	-
56	110544	silver	0-FRITIEREN-0-SCHMELZEN	-
57	110551	silver	energy regulator 1-3	-



No.	Order-No.	colour	symbol	t.max. (°C)
58	112522	silver	energy regulator 1-3	-
59	111560	silver	energy regulator 1-3 2-circuit	-
60	112353	silver	gas tap with ignition flame COPRECI	-
61	112281	silver	gas tap with ignition flame EGA24197	-
62	110550	silver	gas tap with ignition flame EGA26440	-
63	110558	silver	gas tap with ignition flame PEL21/22/23	-
64	112309	silver	gas tap with ignition flame STN3R	-
65	110541	silver	gas tap without ignition flame EGA26400	-



No.	Order-No.	colour	symbol	t.max. (°C)
66	112285	silver	gas tap without ignition flame PEL20	-
67	112357	silver	gas tap without ignition flame SIRAL	-
68	112307	silver	gas tap without ignition flame STN3R	-
69	112361	silver	gas thermostat COPRECI 1-8	-
70	110543	silver	gas thermostat EGA 1-8	-
71	112333	silver	gas thermostat EUROSIT 1-8	-
72	112365	silver	gas thermostat NOVASIT	-
73	112289	silver	gas thermostat PEL 1-8	-




No.	Order-No.	colour	symbol	t.max. (°C)
74	112335	silver	gas thermostat SABAF 1-8	-
75	111946	silver	oven	-
76	112377	silver	oven TH/BH/TH+BH	-
77	112337	silver	oven TH/BH/TH+BH	-




No.	Order-No.	colour	symbol	t.max. (°C)
78	112339	silver	oven TH/BH/TH+BH	-
79	110537	silver	switch zero mark	-
80	112345	silver	switch 0-1	-
81	111948	silver	switch 0-1	-
82	110542	silver	switch 0-1-0-1	-
83	112349	silver	switch 0-1-2	-
84	111569	silver	switch 1-0-1	-
85	111711	silver	switch 1-2-1-2	-




No.	Order-No.	colour	symbol	t.max. (°C)
86	111566	silver	switch 2-0-1	-
87	110539	silver	switch 2-0-1	-
88	110553	silver	switch 4-position	-
89	111553	silver	switch 5-position	-
90	110552	silver	switch 7-position	-
91	112391	silver	thermostat	85
92	112261	silver	thermostat	90
93	112259	silver	thermostat	90




No.	Order-No.	colour	symbol	t.max. (°C)
94	110556	silver	thermostat	100
95	112448	silver	thermostat	100
96	111878	silver	thermostat	110
97	110545	silver	thermostat	110
98	111565	silver	thermostat	110
99	111562	silver	thermostat	110
100	112384	silver	thermostat	150
101	112267	silver	thermostat	180



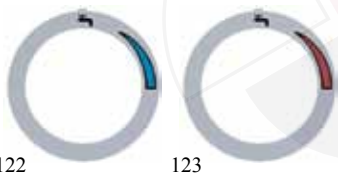
No.	Order-No.	colour	symbol	t.max. (°C)
102	111564	silver	thermostat	185
103	112461	silver	thermostat	190
104	110536	silver	thermostat	195
105	111563	silver	thermostat	195



No.	Order-No.	colour	symbol	t.max. (°C)
106	112395	silver	thermostat	200
107	112399	silver	thermostat	220
108	111947	silver	thermostat	250
109	110557	silver	thermostat	270
110	110554	silver	thermostat	300
111	111961	silver	thermostat	300
112	110530	silver	thermostat	300
113	112277	silver	thermostat	320



No.	Order-No.	colour	symbol	t.max. (°C)
114	112403	silver	thermostat	350
115	112407	silver	thermostat	500
116	112411	silver	thermostat	500
117	110540	silver	thermostat 1-10	-
118	112295	silver	thermostat 1-10	-
119	110555	silver	time 120min + permanent ON	-
120	110534	silver	time 120min + permanent ON	-
121	110531	silver	time 120min + permanent ON	-



No.	Order-No.	colour	symbol	t.max. (°C)
122	112369	silver	water tap cold	-
123	112373	silver	water tap hot	-

ø70mm

knobs



1

No.	Order-No.	ø (mm)	colour	delivery contents
1	112172	70	black	without shaft adaptor

knob adaptors



1

2

3

4

5

No.	Order-No.	shaft ø (mm)	L (mm)
1	112311	6x4.6	0
2	112516	6x4.6	6

No.	Order-No.	shaft ø (mm)	L (mm)
3	112342	8	0
4	112178	8x5	0

No.	Order-No.	shaft ø (mm)	L (mm)
5	112175	8x6.5	0



1

2

3

4

5

No.	Order-No.	shaft ø (mm)	L (mm)
1	112515	8x6.5	6
2	112450	8x6.5	0

No.	Order-No.	shaft ø (mm)	L (mm)
3	112177	8x7	0
4	112179	9x6.5	0

No.	Order-No.	shaft ø (mm)	L (mm)
5	112343	10	0



1

2

3

4

5

No.	Order-No.	shaft ø (mm)	L (mm)
1	112174	10x8	0
2	112514	10x8	6

No.	Order-No.	shaft ø (mm)	L (mm)
3	112312	10x9	0
4	112304	7x7	0

No.	Order-No.	shaft ø (mm)	L (mm)
5	112305	8x8	0

knob washers



1

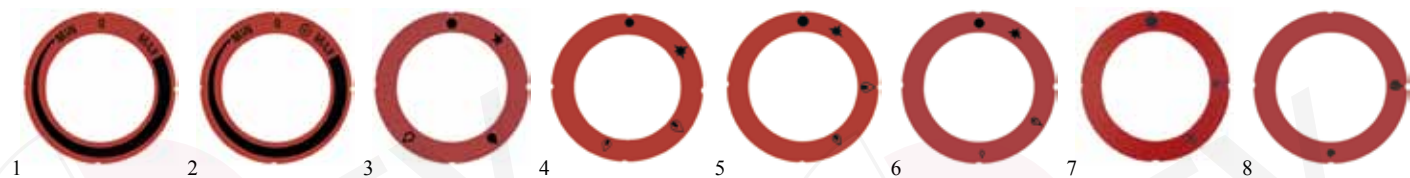
2

3

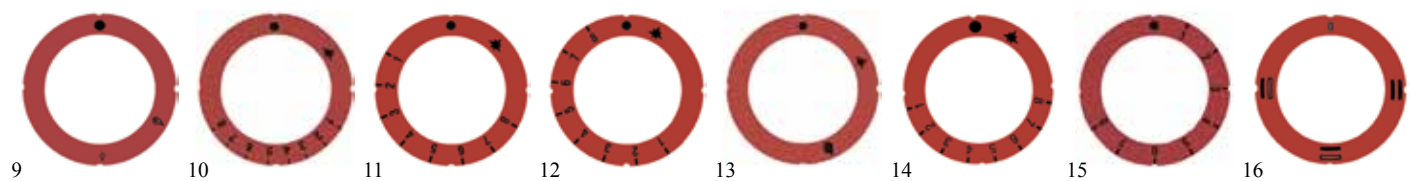
No.	Order-No.	shaft ø (mm)	ø (mm)	H (mm)	Qty (pc)
1	112269	6x4.6	16	1	10
2	112270	8x5/8x6.5/8x7/7x7	16	1	10

No.	Order-No.	shaft ø (mm)	ø (mm)	H (mm)	Qty (pc)
3	112271	9x6.5/10x8/10x9/8x8	16	1	10


knob dial plates



No.	Order-No.	colour	symbol	t.max. (°C)
1	112243	red	energy regulator 1-circuit	-
2	112322	red	energy regulator 2-circuit	-
3	112354	red	gas tap with ignition flame COPRECI	-
4	112244	red	gas tap with ignition flame EGA26440	-
5	112236	red	gas tap with ignition flame PEL21/22/23	-
6	112315	red	gas tap with ignition flame STN3R	-
7	112235	red	gas tap without ignition flame PEL20	-
8	112358	red	gas tap without ignition flame SIRAL	-



No.	Order-No.	colour	symbol	t.max. (°C)
9	112313	red	gas tap without ignition flame STN3R	-
10	112362	red	gas thermostat COPRECI 1-8	-
11	112238	red	gas thermostat EGA 1-8	-
12	112324	red	gas thermostat EUROSIT 1-8	-
13	112366	red	gas thermostat NOVASIT	-
14	112237	red	gas thermostat PEL 1-8	-
15	112326	red	gas thermostat SABAF 1-8	-
16	112330	red	oven TH/BH/TH+BH	-




No.	Order-No.	colour	symbol	t.max. (°C)
17	112328	red	oven TH/BH/TH+BH	-
18	112378	red	oven TH/BH/TH+BH	-
19	112245	red	switch zero mark	-
20	112346	red	switch 0-1	-
21	112242	red	switch 0-1-0-1	-
22	112350	red	switch 0-1-2	-
23	112225	red	switch 4-position	-
24	112320	red	switch 5-position	-




No.	Order-No.	colour	symbol	t.max. (°C)
25	112226	red	switch 7-position	-
26	112392	red	thermostat	85
27	112227	red	thermostat	90



No.	Order-No.	colour	symbol	t.max. (°C)
28	112228	red	thermostat	90
29	112229	red	thermostat	110
30	112230	red	thermostat	110
31	112498	red	thermostat	150
32	112231	red	thermostat	180
33	112380	red	thermostat	185
34	112232	red	thermostat	195




No.	Order-No.	colour	symbol	t.max. (°C)
35	112396	red	thermostat	200
36	112400	red	thermostat	220
37	112240	red	thermostat	250
38	112233	red	thermostat	300
39	112241	red	thermostat	300
40	112234	red	thermostat	320
41	112404	red	thermostat	350
42	112412	red	thermostat	500




No.	Order-No.	colour	symbol	t.max. (°C)
43	112408	red	thermostat	500
44	112246	red	thermostat 1-10	-
45	112248	red	thermostat 1-10	-
46	112370	red	water tap cold	-
47	112374	red	water tap hot	-
48	112524	silver	energy regulator 1-circuit	-
49	112223	silver	energy regulator 1-circuit	-
50	112323	silver	energy regulator 2-circuit	-



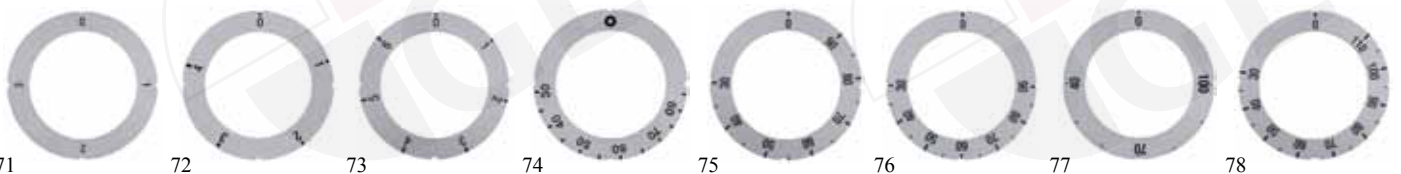
No.	Order-No.	colour	symbol	t.max. (°C)
51	112316	silver	gas tap with ignition flame	-
52	112355	silver	gas tap with ignition flame	-
53	112206	silver	gas tap with ignition flame	-
54	112367	silver	gas tap with ignition flame	-



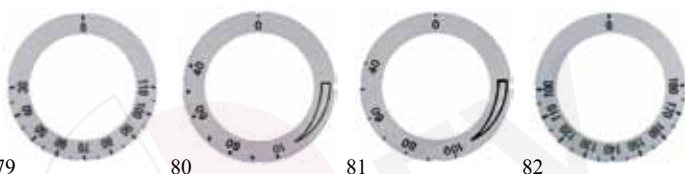
No.	Order-No.	colour	symbol	t.max. (°C)
55	112208	silver	gas tap with ignition flame	-
56	112359	silver	gas tap without ignition flame	-
57	112207	silver	gas tap without ignition flame	-
58	112314	silver	gas tap without ignition flame	-
59	112325	silver	gas thermostat 1-8	-
60	112327	silver	gas thermostat 1-8	-
61	112210	silver	gas thermostat 1-8	-
62	112209	silver	gas thermostat 1-8	-




No.	Order-No.	colour	symbol	t.max. (°C)
63	112363	silver	gas thermostat 1-8	-
64	112379	silver	oven TH/BH/TH+BH	-
65	112329	silver	oven TH/BH/TH+BH	-
66	112331	silver	oven TH/BH/TH+BH	-
67	112224	silver	switch zero mark	-
68	112347	silver	switch 0-1	-
69	112211	silver	switch 0-1-0-1	-
70	112351	silver	switch 0-1-2	-




No.	Order-No.	colour	symbol	t.max. (°C)
71	112212	silver	switch 4-position	-
72	112321	silver	switch 5-position	-
73	112213	silver	switch 7-position	-
74	112393	silver	thermostat	85
75	112215	silver	thermostat	90
76	112214	silver	thermostat	90
77	112449	silver	thermostat	100
78	112217	silver	thermostat	110



No.	Order-No.	colour	symbol	t.max. (°C)
79	112216	silver	thermostat	110
80	112386	silver	thermostat	150
81	112497	silver	thermostat	150
82	112218	silver	thermostat	180



No.	Order-No.	colour	symbol	t.max. (°C)
83	112381	silver	thermostat	185
84	112462	silver	thermostat	190
85	112239	silver	thermostat	195
86	112397	silver	thermostat	200
87	112401	silver	thermostat	220
88	112219	silver	thermostat	250
89	110647	silver	thermostat	300
90	112221	silver	thermostat	300



No.	Order-No.	colour	symbol	t.max. (°C)
91	112220	silver	thermostat	300
92	112222	silver	thermostat	320
93	112405	silver	thermostat	350
94	112409	silver	thermostat	500
95	112413	silver	thermostat	500
96	112247	silver	thermostat 1-10	-
97	112249	silver	thermostat 1-10	-
98	112371	silver	water tap cold	-



No.	Order-No.	colour	symbol	t.max. (°C)
99	112375	silver	water tap hot	-

control knob boxed sets



No.	Order-No.	version	content
1	401078	knob ø55mm (132-piece)	20 knobs, 31 adaptor, 81 symbol
2	401079	knob ø55mm (235-piece)	39 knobs, 60 adaptor, 136 symbol



No.	Order-No.	version	content
1	401080	knob ø62mm (138-piece)	14 knobs, 31 adaptor, 93 symbol
2	401081	knob ø62mm (250-piece)	30 knobs, 60 adaptor, 160 symbol



No.	Order-No.	version	content
1	401082	knob ø70mm (128-piece)	14 knobs, 31 adaptor, 83 symbol
2	401083	knob ø70mm (227-piece)	27 knobs, 60 adaptor, 140 symbol



No.	Order-No.	version	content
1	401076	knob ø72(52)mm (132-piece)	20 knobs, 31 adaptor, 81 symbol
2	401077	knob ø72(52)mm (235-piece)	39 knobs, 60 adaptor, 136 symbol

FITTING INSTRUCTIONS FOR SYSTEM KNOBS

Fitting to shafts without stop collars



1 Apply the dial ring



2 Fit the adaptor a little way onto the shaft



3 Push the knob onto the adaptor. (Note the zero position)



4 Remove the knob together with the adaptor



5 Press both together firmly



6 Fit the knob to the shaft — FINISHED!

Fitting to shafts with stop collars



1 Apply the dial ring



2 Screw the adaptor to the round shaft ...



2 ... or push the adaptor onto the shaft




2 ... or screw the adaptor to the shaft



3 Firmly fit the knob to the shaft — FINISHED!

universal knobs



No.	Order-No.	symbol	t.max. (°C)	ø (mm)	shaft ø (mm)	shaft flat
1	112562	0-ECO-FRY	-	50	6x4.6	top
2	112496	0-MELTING-1	-	50	6x4.6	top
3	111926	0-SCHMELZEN-BACKEN	-	50	6x4.6	top
4	110237	energy regulator 1-10	-	50	6x4.6	top
5	110238	energy regulator 1-10	-	50	6x4.6	top
6	110235	energy regulator 1-3	-	50	6x4.6	top
7	110249	gas tap with ignition flame	-	50	6x4.6	top
8	111237	gas tap without ignition flame	-	50	6x4.6	left



No.	Order-No.	symbol	t.max. (°C)	ø (mm)	shaft ø (mm)	shaft flat
9	110250	gas tap without ignition flame	-	50	6x4.6	top
10	110236	graduated	-	50	6x4.6	top
11	670001	switch zero mark	-	50	6x4.6	bottom
12	110865	switch zero mark	-	50	6x4.6	left
13	110253	switch zero mark	-	50	6x4.6	top
14	110231	switch 0-1-0-1	-	50	6x4.6	top
15	110232	switch 4-position	-	50	6x4.6	top
16	110233	switch 5-position	-	50	6x4.6	top



No.	Order-No.	symbol	t.max. (°C)	ø (mm)	shaft ø (mm)	shaft flat
17	110234	switch 7-position	-	50	6x4.6	top
18	110254	thermostat	80	50	6x4.6	top
19	110240	thermostat	85	50	6x4.6	top
20	111859	thermostat	90	50	6x4.6	top
21	110241	thermostat	110	50	6x4.6	top
22	111860	thermostat	110	50	6x4.6	top
23	110242	thermostat	180	50	6x4.6	top
24	111944	thermostat	190	50	6x4.6	left



No.	Order-No.	symbol	t.max. (°C)	ø (mm)	shaft ø (mm)	shaft flat
25	111925	thermostat	190	50	6x4.6	left
26	110243	thermostat	200	50	6x4.6	top
27	110244	thermostat	250	50	6x4.6	top



No.	Order-No.	symbol	t.max. (°C)	ø (mm)	shaft ø (mm)	shaft flat
28	110245	thermostat	300	50	6x4.6	top
29	112042	thermostat	300	50	6x4.6	top
30	110246	thermostat	300	50	6x4.6	top
31	110247	thermostat	350	50	6x4.6	top
32	110248	thermostat	500	50	6x4.6	top
33	111861	thermostat 1-10	-	50	6x4.6	top
34	112560	thermostat 1-12	-	50	6x4.6	top
35	110251	time 120min + permanent ON	-	50	6x4.6	top



No.	Order-No.	symbol	t.max. (°C)	ø (mm)	shaft ø (mm)	shaft flat
36	110252	time 120min + permanent ON	-	50	6x4.6	top
37	111924	time 15min	-	50	6x4.6	right
38	110257	time 30min + permanent ON	-	50	6x4.6	top
39	110256	time 60min + permanent ON	-	50	6x4.6	top
40	110167	time 90min	-	50	6x4.6	bottom
41	110255	time 90min + permanent ON	-	50	6x4.6	top



No.	Order-No.	symbol	t.max. (°C)	ø (mm)	shaft ø (mm)	shaft flat
1	110075	energy regulator 1-3	-	50	6x4.6	top
2	110127	graduated	-	50	6x4.6	top
3	110126	switch zero mark	-	50	6x4.6	top
4	111901	thermostat	80	50	6x4.6	top
5	110133	thermostat	85	50	6x4.6	top
6	111934	thermostat	90	50	6x4.6	top
7	110119	thermostat	110	50	6x4.6	top
8	110120	thermostat	180	50	6x4.6	top



No.	Order-No.	symbol	t.max. (°C)	ø (mm)	shaft ø (mm)	shaft flat
9	110434	thermostat	190	50	6x4.6	top
10	110121	thermostat	200	50	6x4.6	top
11	110122	thermostat	250	50	6x4.6	top
12	112026	thermostat	270	50	6x4.6	top
13	110123	thermostat	300	50	6x4.6	top
14	110124	thermostat	350	50	6x4.6	top



15

No.	Order-No.	symbol	t.max. (°C)	ø (mm)	shaft ø (mm)	shaft flat
15	111533	thermostat	500	50	6x4.6	top



No.	Order-No.	symbol	t.max. (°C)	ø (mm)	shaft ø (mm)	shaft flat
1	110117	energy regulator 1-3	-	60	6x4.6	top
2	110108	gas tap with ignition flame	-	60	6x4.6	top
3	110107	gas tap without ignition flame	-	60	6x4.6	top
4	110157	switch zero mark	-	60	6x4.6	top
5	110113	switch 0-1-0-1	-	60	6x4.6	top
6	110110	switch 4-position	-	60	6x4.6	top
7	110111	switch 5-position	-	60	6x4.6	top
8	110112	switch 7-position	-	60	6x4.6	top



No.	Order-No.	symbol	t.max. (°C)	ø (mm)	shaft ø (mm)	shaft flat
9	110109	thermostat	85	60	6x4.6	top
10	110116	thermostat	110	60	6x4.6	top
11	110115	thermostat	180	60	6x4.6	top
12	110114	thermostat	300	60	6x4.6	top



No.	Order-No.	symbol	t.max. (°C)	ø (mm)	shaft ø (mm)	shaft flat
1	110128	thermostat	110	52	6x4.6	bottom
2	110131	thermostat	110	52	6x4.6	top
3	110129	thermostat	220	52	6x4.6	bottom

No.	Order-No.	symbol	t.max. (°C)	ø (mm)	shaft ø (mm)	shaft flat
4	110130	thermostat	300	52	6x4.6	bottom
5	110132	thermostat	300	52	6x4.6	top



No.	Order-No.	symbol	t.max. (°C)	ø (mm)	shaft ø (mm)	shaft flat
1	111985	switch zero mark	-	42	6x4.6	bottom
2	110163	switch zero mark	-	42	6x4.6	left
3	110932	switch zero mark	-	42	6x4.6	top
4	110165	switch zero mark	-	42	6x4.6	top

No.	Order-No.	symbol	t.max. (°C)	ø (mm)	shaft ø (mm)	shaft flat
5	111899	thermostat	110	50	6x4.6	left
6	111581	thermostat	110	50	6x4.6	top
7	112121	thermostat	180	48	6x4.6	top
8	110166	thermostat	250	50	6x4.6	bottom



1

2

3

4

5

No.	Order-No.	symbol	ø (mm)	shaft ø (mm)	shaft flat
1	112257	gas tap with ignition flame	70	10x8	universal
2	112255	gas tap with ignition flame	70	8x6.5	universal
3	112253	gas tap without ignition flame	70	8x6.5	universal
4	112263	gas thermostat 1-8	70	10x8	universal
5	112262	gas thermostat 1-8	70	8x6.5	universal



manufacturer-specific knobs

ABNER



1

No.	Order-No.	symbol	ø (mm)	shaft ø (mm)	shaft flat	suit.for	equiv. no
1	110253	switch zero mark	50	6x4.6	top	Abner	M111401

ACOPA



1

No.	Order-No.	symbol	t.max. (°C)	ø (mm)	shaft ø (mm)	shaft flat	suit.for	equiv. no
1	112121	thermostat	180	48	6x4.6	top	Acopa	09031

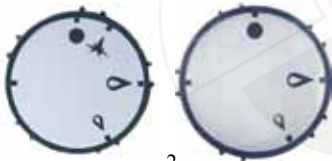
ADLER



1

No.	Order-No.	symbol	ø (mm)	shaft ø (mm)	shaft flat	suit.for	equiv. no
1	110156	switch zero mark	46	6x4.6	bottom	Adler	10551

ALPENINOX



1

2

No.	Order-No.	symbol	ø (mm)	shaft ø (mm)	shaft flat	suit.for	equiv. no
1	110084	gas tap with ignition flame	57	10x8	-135°	Alpeninox	0A2260
2	110096	gas tap without ignition flame	57	8x6.5	bottom	Alpeninox	-



1

2

3

4

5

6

No.	Order-No.	symbol	shaft ø (mm)	shaft flat	suit.for	equiv. no
1	111736	gas tap with ignition flame	10x8	left	Alpeninox	300031
2	111735	gas tap with ignition flame	8x6.5	left	Alpeninox	0A2469
3	111731	gas tap without ignition flame	8x6.5	left	Alpeninox	0A2468
4	111733	switch 0-1-0-1	6x4.6	right	Alpeninox	0A2464
5	111732	thermostat 1-8	6x4.6	right	Alpeninox	0A2461
6	111734	thermostat 1-8	8x5.5	top	Alpeninox	0A2588



No.	Order-No.	symbol	ø (mm)	shaft ø (mm)	shaft flat	suit.for	equiv. no
1	112908	switch zero mark	55	8x6	top	Alpeninox	-
2	112130	switch zero mark	56	10x8	top	Alpeninox	-
3	112131	switch zero mark	56	6x4.6	top	Alpeninox	-



No.	Order-No.	symbol	ø (mm)	shaft ø (mm)	shaft flat	suit.for	equiv. no
1	112129	-	55	6x4.6	horizontal	Alpeninox	-
2	111737	ignition	35	6x4.6	top	Alpeninox	0A2465
3	110253	switch zero mark	50	6x4.6	top	Alpeninox	-

ALTO-SHAAM



No.	Order-No.	symbol	t.max. (°C)	t.max. (°F)	ø (mm)	shaft ø (mm)	shaft flat	suit.for	equiv. no
1	580011	thermostat	-	200	49	6x4.6	bottom	AltoShaam	KN3469
2	110124	thermostat	350	-	50	6x4.6	top	AltoShaam	KN3468

AMBACH



No.	Order-No.	symbol	t.max. (°C)	ø (mm)	shaft ø (mm)	shaft flat	suit.for	equiv. no
1	110394	gas tap with ignition flame	-	52	10x8	left	Ambach	5022908981
2	110350	gas tap with ignition flame	-	52	8x6.5	left	Ambach	5022908971
3	110351	gas thermostat 1-8	-	52	10x8	right	Ambach	5022908973
4	110356	switch 4-position	-	52	6x4.6	bottom	Ambach	5022901044
5	110359	switch 7-position	-	52	6x4.6	bottom	Ambach	5022901045
6	110367	thermostat	110	52	6x4.6	bottom	Ambach	5022901046
7	110368	thermostat	200	52	6x4.6	bottom	Ambach	5022901047
8	110369	thermostat	300	52	6x4.6	bottom	Ambach	5022901048



No.	Order-No.	symbol	t.max. (°C)	ø (mm)	shaft ø (mm)	shaft flat	suit.for	equiv. no
9	110392	thermostat 1-8	-	52	6x4.6	bottom	Ambach	5022908977




No.	Order-No.	symbol	t.max. (°C)	ø (mm)	shaft ø (mm)	shaft flat	suit.for	equiv. no
1	111570	gas tap with ignition flame	-	64	10x8	top	Ambach	5022906228
2	110051	gas tap with ignition flame	-	64	8x6.5	left	Ambach	5022904344
3	110094	gas thermostat	300	64	8x6.5	left	Ambach	5022904331
4	110355	gas thermostat EGA 1-8	-	64	8x6.5	left	Ambach	5022904381
5	110395	switch 4-position	-	64	6x4.6	bottom	Ambach	5022902025
6	110396	switch 7-position	-	64	6x4.6	bottom	Ambach	5022904341
7	110099	thermostat	110	64	6x4.6	bottom	Ambach	5022904313
8	111583	thermostat	190	63	6x4.6	bottom	Ambach	5022909977



No.	Order-No.	symbol	t.max. (°C)	ø (mm)	shaft ø (mm)	shaft flat	suit.for	equiv. no
9	110106	thermostat	200	64	6x4.6	bottom	Ambach	5022904314
10	110134	thermostat	300	64	6x4.6	bottom	Ambach	5022904315
11	111577	thermostat 1-8	-	63	6x4.6	bottom	Ambach	5022908120



No.	Order-No.	ø (mm)	shaft ø (mm)	shaft flat	suit.for	equiv. no
1	111575	72	10x8	left	Ambach	5022914032
2	111573	72	6x4.6	bottom	Ambach	5022914031



No.	Order-No.	symbol	t.max. (°C)	suit.for	equiv. no
1	111576	gas tap with ignition flame	-	Ambach	5022914331
2	111574	switch 4-position	-	Ambach	5022914336
3	111580	thermostat	110	Ambach	5022914337
4	111582	thermostat	190	Ambach	5022914338
5	111579	thermostat	300	Ambach	5022914339
6	111578	thermostat 1-8	-	Ambach	5022914340



No.	Order-No.	symbol	t.max. (°C)	ø (mm)	shaft ø (mm)	shaft flat	suit.for	equiv. no
1	111571	gas tap with ignition flame	-	60	10	without	Ambach	5022907196
2	111860	thermostat	110	50	6x4.6	top	Ambach	5022914334
3	111581	thermostat	110	50	6x4.6	top	Ambach	5022914334

AMBASSADE



No.	Order-No.	symbol	t.max. (°C)	ø (mm)	shaft ø (mm)	shaft flat	suit.for	equiv. no
1	111898	gas tap without ignition flame	-	49	6x4.6	top	Ambassade	8804406
2	112171	switch 7-position	-	49	6x4.6	top	Ambassade	88044003
3	112062	graduated Min/Max	-	49	6x4.6	bottom	Ambassade	88044007
4	112056	thermostat	110	49	6x4.6	top	Ambassade	88044004
5	112166	thermostat	240	49	6x4.6	top	Ambassade	65044002
6	111897						Ambassade	65043001
7	112049						Ambassade	65043002
8	112063	-	-	24	-	-	Ambassade	011564

ANGELO PO



No.	Order-No.	symbol	t.max. (°C)	shaft ø (mm)	shaft flat	suit.for	equiv. no
1	110934	energy regulators 1-8	-	6x4.6	top	Angelo-Po	6300493
2	110909	gas thermostat	300	8x6.5	top	Angelo-Po	6300487
3	112193	gas valves	-	8x6.5	top	Angelo-Po	6300490
4	110922	switch 4-position	-	6x4.6	top	Angelo-Po	6300484
5	110933	thermostat	270	6x4.6	top	Angelo-Po	6300491
6	110919	thermostat	300	6x4.6	top	Angelo-Po	6300483



No.	Order-No.	symbol	t.max. (°C)	shaft ø (mm)	shaft flat	suit.for	equiv. no
1	110899	gas tap with ignition flame	-	10x8	top	Angelo-Po	3013170
2	112192	gas tap with ignition flame	-	8x6.5	top	Angelo-Po	6300518
3	110924	gas thermostat	100	8x6.5	top	Angelo-Po	6300486
4	112191	gas thermostat	280	10x9	top	Angelo-Po	6300504
5	112186	gas thermostat	280	8x6.5	top	Angelo-Po	6300553
6	112187	gas thermostat	280	8x6.5	top	Angelo-Po	6300488
7	112189	gas thermostat	340	10x9	top	Angelo-Po	6300503
8	110927	switch 0-1-0-1	-	6x4.6	top	Angelo-Po	6300481



No.	Order-No.	symbol	t.max. (°C)	shaft ø (mm)	shaft flat	suit.for	equiv. no
9	110908	switch 5-position	-	6x4.6	top	Angelo-Po	6300485
10	112275	switch 7-position	-	6x4.6	top	Angelo-Po	6300522
11	112188	switch 7-position	-	6x4.6	top	Angelo-Po	6300556



No.	Order-No.	symbol	t.max. (°C)	shaft ø (mm)	shaft flat	suit.for	equiv. no
12	110926	thermostat	190	6x4.6	top	Angelo-Po	6300480
13	110923	thermostat	270	6x4.6	top	Angelo-Po	6300492
14	112190	thermostat	300	6x4.6	top	Angelo-Po	6300554



No.	Order-No.	symbol	ø (mm)	shaft ø (mm)	shaft flat	suit.for	equiv. no
1	110140	switch zero mark	67	10x9	top	Angelo-Po	36M2390
2	110142	switch zero mark	67	6x4.6	top	Angelo-Po	36M2400
3	110141	switch zero mark	67	8x6.5	top	Angelo-Po	36M3050



No.	Order-No.	symbol	ø (mm)	shaft ø (mm)	shaft flat	suit.for	equiv. no
1	112910	switch zero mark	45	6x4.6	top	Angelo-Po	36M5270
2	111745	switch zero mark	45	6x4.6	top	Angelo-Po	36M4970
3	110925	switch zero mark	45	8x5.5	top	Angelo-Po	36M4560



No.	Order-No.	symbol	ø (mm)	shaft ø (mm)	shaft flat	suit.for	equiv. no
1	110294	-	44	8x5.5	universal	Angelo-Po	36M2620
2	110293	gas regulator	44	Minisit	-	Angelo-Po	36M2580
3	110292	switch zero mark	-	-	-	Angelo-Po	36M2800



No.	Order-No.	symbol	ø (mm)	shaft ø (mm)	shaft flat	suit.for	equiv. no
1	110143	gas tap with ignition flame	65	10x8	bottom	Angelo-Po	36M0560
2	111216	switch zero mark	65	10x9	bottom	Angelo-Po	36M1110
3	111217	switch zero mark	65	6x4.6	top	Angelo-Po	36M0760



No.	Order-No.	symbol	ø (mm)	shaft ø (mm)	shaft flat	suit.for	equiv. no
1	111211	-	45	15	-	Angelo-Po	36M0571
2	112570	potentiometer	62	6x4.6	universal	Angelo-Po	36H0900
3	111214	switch zero mark	38	5x5	-	Angelo-Po	36M1580
4	111213	switch zero mark	38	6x4.6	bottom	Angelo-Po	36M1590
5	111215	switch zero mark	38	6x4.6	top	Angelo-Po	36M1511
6	111212	switch zero mark	40	6x4.6	top	Angelo-Po	36M1800
7	111218	switch zero mark	44	6x4.6	top	Angelo-Po	36M4620
8	110918	switch zero mark	45	6x6	-	Angelo-Po	36M4710

ARISTARCO



No.	Order-No.	symbol	ø (mm)	shaft ø (mm)	shaft flat	suit.for	equiv. no
1	110906	-	22	6x4.6	universal	Aristarco	374
2	110004	switch zero mark	38	4x4	-	Aristarco	2686
3	110285	switch zero mark	40	6x4.6	top	Aristarco	3345

ATA



No.	Order-No.	symbol	ø (mm)	shaft ø (mm)	shaft flat	suit.for	equiv. no
1	110740	switch zero mark	30	5x5	-	ATA	7915
2	110718	switch zero mark	31	5x5	-	ATA	6826
3	110091	switch zero mark	38	5x5	-	ATA	4226
4	110092	switch zero mark	38	6x4.6	bottom	ATA	4228
5	110090	switch zero mark	38	6x4.6	top	ATA	4227

BARON



No.	Order-No.	symbol	t.max. (°C)	ø (mm)	shaft ø (mm)	shaft flat	suit.for	equiv. no
1	111696	energy regulator 1-8 + MAX	-	55	6x4.6	top	Baron	41824710260
2	111694	gas thermostat Eurosit	320	55	8x6.5	top	Baron	41824710110
3	111695	thermostat	300	55	6x4.6	top	Baron	41824710270



No.	Order-No.	symbol	t.max. (°C)	ø (mm)	shaft ø (mm)	shaft flat	suit.for	equiv. no
1	111692	energy regulator	-	70	6x4.6	top	Baron	41824710290
2	111693	energy regulator 1-10	-	70	6x4.6	top	Baron	41824710410
3	111700	gas tap with ignition flame PEL21/22/23	-	70	10x8	bottom	Baron	41824710130
4	111690	gas tap with ignition flame PEL21/22/23	-	70	10x8	top	Baron	41824710120
5	111689	gas tap with ignition flame PEL21/22/23	-	70	8x6.5	top	Baron	41824710100
6	112465	gas thermostat Eurosit	190	70	8x6.5	top	Baron	824710700
7	111698	gas thermostat Eurosit	300	70	8x6.5	top	Baron	41824710070
8	111697	gas thermostat PEL	300	70	8x6.5	top	Baron	41824710470



No.	Order-No.	symbol	t.max. (°C)	ø (mm)	shaft ø (mm)	shaft flat	suit.for	equiv. no
9	111705	gas thermostat PEL Min-Max	-	70	8x6.5	top	Baron	41824710490
10	112466	switch 0-1-0-1	-	70	6x4.6	horizontal	Baron	824710230
11	111701	switch 4-position	-	70	6x4.6	top	Baron	41824710480
12	111691	switch 7-position	-	70	6x4.6	top	Baron	41824710320
13	111702	thermostat	100	70	6x4.6	top	Baron	41824710240
14	111706	thermostat	200	70	6x4.6	top	Baron	41824710580
15	111707	thermostat	200	70	6x4.6	top	Baron	41824710220
16	111699	thermostat	300	70	6x4.6	top	Baron	41824710250



No.	Order-No.	symbol	t.max. (°C)	ø (mm)	shaft ø (mm)	shaft flat	suit.for	equiv. no
17	111703	water cold (¼ turn)	-	70	10x8	top	Baron	41824710500
18	111704	water cold (½ turn)	-	70	10x8	top	Baron	41824710140
19	111709	water warm (½ turn)	-	70	10x8	top	Baron	41824710150

BARTSCHER



No.	Order-No.	symbol	t.max. (°C)	ø (mm)	shaft ø (mm)	shaft flat	suit.for	equiv. no
1	111898	gas tap without ignition flame	-	49	6x4.6	top	Bartscher	065044006
2	112171	switch 7-position	-	49	6x4.6	top	Bartscher	088044003
3	112062	graduated Min/Max	-	49	6x4.6	bottom	Bartscher	088044007
4	112056	thermostat	110	49	6x4.6	top	Bartscher	088044004
5	112166	thermostat	240	49	6x4.6	top	Bartscher	88044002
6	111897						Bartscher	065043001
7	112049						Bartscher	065043002
8	112063	-	-	24	-	-	Bartscher	0011564



No.	Order-No.	symbol	t.max. (°C)	ø (mm)	shaft ø (mm)	shaft flat	suit.for	equiv. no
1	112535	switch zero mark		23	6x4.6	top	Bartscher	01143562
2	112057	switch zero mark		38	8x6.5	bottom	Bartscher	003Q665
3	112058	gas tap with ignition flame		-	-	-	Bartscher	003Q677
4	112536	switch zero mark		41	6	-	Bartscher	A02011005
5	112537	switch zero mark		41	6x4.6	left	Bartscher	A02011006
6	112533	energy regulator		48	6x4.6	top	Bartscher	A0AT93617
7	112534	time 15min		48	6x4.6	top	Bartscher	A0AT93622

BERNER




No.	Order-No.	symbol	ø (mm)	shaft ø (mm)	shaft flat	suit.for	equiv. no
1	112025	potentiometer 1-6	54	6x4.6	bottom	Berner	100117
2	112024	potentiometer MIN/MAX	54	6x4.6	bottom	Berner	100107
3	112023	switch zero mark	50	6x4.6	bottom	Berner	700107

BERTO'S



No.	Order-No.	ø (mm)	shaft ø (mm)	shaft flat	suit.for	equiv. no	No.	Order-No.	ø (mm)	shaft ø (mm)	shaft flat	suit.for	equiv. no
1	111788	72	6x4.6	bottom	Bertos	35877200	4	111718	72	8x6.5	bottom	Bertos	35875800
2	113024	72	6x4.6	top	Bertos	31876000	5	113026	72	8x6.5	horizontal	Bertos	35875900
3	111787	72	6x4.6	top	Bertos	35877300	6	111789	72	8x6.5	top	Bertos	35877100



No.	Order-No.	symbol	t.max. (°C)	suit.for	equiv. no
1	110593	gas tap with ignition flame	-	Bertos	31952200
2	110590	gas tap without ignition flame	-	Bertos	31952000
3	110594	gas thermostat 1-8	-	Bertos	31952400
4	110595	gas thermostat 1-8	-	Bertos	31952300
5	110596	oven TH/BH/TH+BH	-	Bertos	31952600
6	111721	switch 0-1-2	-	Bertos	35954000
7	113025	switch 2-0-1	-	Bertos	30949300
8	110561	switch 7-position	-	Bertos	-



No.	Order-No.	symbol	t.max. (°C)	suit.for	equiv. no
9	110592	switch 7-position	-	Bertos	31952500
10	110597	thermostat	110	Bertos	31952700
11	110599	thermostat	110	Bertos	31954100
12	111790	thermostat	150	Bertos	35954100
13	110598	thermostat	195	Bertos	31953900
14	110591	thermostat	300	Bertos	31953500
15	110575	thermostat	300	Bertos	-



No.	Order-No.	ø (mm)	shaft ø (mm)	shaft flat	suit.for	equiv. no
1	111722	60	6x4.6	top	Bertos	22874700



No.	Order-No.	symbol	suit.for	equiv. no	No.	Order-No.	symbol	suit.for	equiv. no
1	111723	gas thermostat 1-8	Bertos	22953400	2	112055	switch 4-position	Bertos	22953800



No.	Order-No.	symbol	t.max. (°C)	ø (mm)	shaft ø (mm)	shaft flat	suit.for	equiv. no
1	110772	energy regulator	-	60	6x4.6	top	Bertos	22651900
2	110771	gas tap with ignition flame	-	60	8x6.5	top	Bertos	22651800
3	110049	gas tap without ignition flame	-	60	8x6.5	top	Bertos	22650900
4	110352	gas thermostat 1-8	-	60	8x6.5	top	Bertos	22651400
5	110774	oven	-	60	6x4.6	bottom	Bertos	22652400
6	110775	oven TH/BH/TH+BH	-	60	6x4.6	top	Bertos	-
7	110773	switch 0-1	-	60	6x4.6	top	Bertos	22653100
8	110770	switch 4-position	-	60	6x4.6	top	Bertos	22652300

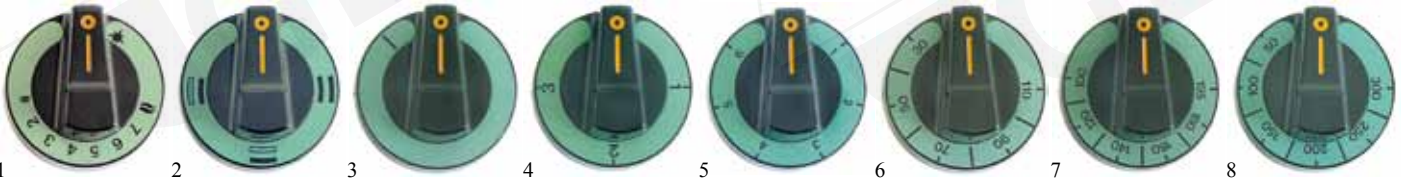


No.	Order-No.	symbol	t.max. (°C)	ø (mm)	shaft ø (mm)	shaft flat	suit.for	equiv. no
9	110451	switch 7-position	-	60	6x4.6	top	Bertos	22560700
10	110453	thermostat	110	60	6x4.6	top	Bertos	22652100
11	110455	thermostat	195	60	6x4.6	top	Bertos	22652500
12	110776	thermostat	300	60	6x4.6	top	Bertos	-



13 14

No.	Order-No.	symbol	t.max. (°C)	ø (mm)	shaft ø (mm)	shaft flat	suit.for	equiv. no
13	110452	thermostat	300	60	6x4.6	top	Bertos	22651200
14	110454	thermostat	300	60	6x4.6	top	Bertos	22651600



No.	Order-No.	symbol	t.max. (°C)	ø (mm)	shaft ø (mm)	shaft flat	suit.for	equiv. no
1	110779	gas thermostat 1-8	-	75	10x8	top	Bertos	-
2	110781	oven TH/BH/TH+BH	-	75	6x4.6	top	Bertos	-
3	110786	switch 0-1	-	75	6x4.6	top	Bertos	-
4	110788	switch 4-position	-	75	6x4.6	top	Bertos	-
5	110782	switch 7-position	-	75	6x4.6	top	Bertos	-
6	110787	thermostat	110	75	6x4.6	top	Bertos	-
7	110783	thermostat	195	75	6x4.6	bottom	Bertos	-
8	110785	thermostat	300	75	6x4.6	top	Bertos	-



9

No.	Order-No.	symbol	t.max. (°C)	ø (mm)	shaft ø (mm)	shaft flat	suit.for	equiv. no
9	110784	water	-	75	10x8	top	Bertos	-



1 2 3 4 5 6

No.	Order-No.	symbol	ø (mm)	shaft ø (mm)	shaft flat	suit.for	equiv. no
1	110760	graduated	52	6x4.6	top	Bertos	27653300
2	111753	switch zero mark	37	6x4.6	top	Bertos	23652900
3	111754	switch zero mark	38	6x4.6	top	Bertos	24653900
4	110763	switch zero mark	40	6x4.6	right	Bertos	30654700
5	110761	switch zero mark	40	6x4.6	right	Bertos	30654500
6	111751	switch zero mark	50	6x4.6	top	Bertos	24653900

BEZZERA



No.	Order-No.	symbol	ø (mm)	shaft ø (mm)	shaft flat	suit.for	equiv. no
1	111144	-	42	10	universal	Bezzera	5973026
2	111143	-	42	10	universal	Bezzera	5973025
3	111165	switch zero mark	37	6	-	Bezzera	7371505
4	110365	switch zero mark	44	3.5x3.5	-	Bezzera	7371503

BLANCO



No.	Order-No.	symbol	t.max. (°C)	ø (mm)	shaft ø (mm)	shaft flat	suit.for	equiv. no
1	111901	thermostat	80	50	6x4.6	top	Blanco	105372
2	110119	thermostat	110	50	6x4.6	top	Blanco	00105373
3	111875	thermostat 1-10	-	28	6x4.6	bottom	Blanco	00146654
4	111874	thermostat 1-10	-	42	6x4.6	bottom	Blanco	00292846

BONNET



No.	Order-No.	symbol	ø (mm)	shaft ø (mm)	shaft flat	suit.for	equiv. no
1	112124	-	-	6x4.6	-	Bonnet	381285
2	112125	-	-	8x6.5	-	Bonnet	381286
3	112122	-	55	6x4.6	top	Bonnet	138340
4	112123	-	55	8x6.5	top	Bonnet	138341
5	110197	switch zero mark	42	6x4.6	universal	Bonnet	908117
6	112168	switch zero mark	50	10x8	top	Bonnet	310997

BOURGEOIS



No.	Order-No.	symbol	ø (mm)	shaft ø (mm)	shaft flat	suit.for	equiv. no
1	110865	switch zero mark	50	6x4.6	left	Bourgeois	MAN130

BRASILIA



No.	Order-No.	symbol	ø (mm)	shaft ø (mm)	suit.for	equiv. no
1	111070	-	40	6.5x4.7	Brasilia	00770.0.00.02
2	111071	-	41	6.5x4.7	Brasilia	04402.0.00.02
3	112013	-	43	6x4.6	Brasilia	06366.0.00.02
4	112009	switch zero mark	27	7	Brasilia	01438
5	111100	switch zero mark	28	7	Brasilia	00772.0.00.02
6	112010	switch zero mark	41	5x5	Brasilia	04404.0.00.02
7	111774	zero mark	40	5x5	Brasilia	04404.0.00.02

CAPIC



No.	Order-No.	symbol	t.max. (°C)	ø (mm)	shaft ø (mm)	shaft flat	suit.for	equiv. no
1	110253	switch zero mark	-	50	6x4.6	top	Capic	E401205
2	111244	switch zero mark	-	53	10	top	Capic	Q104071
3	110119	thermostat	110	50	6x4.6	top	Capic	E401220
4	110121	thermostat	200	50	6x4.6	top	Capic	E401265
5	110123	thermostat	300	50	6x4.6	top	Capic	E401280

CB



No.	Order-No.	symbol	t.max. (°C)	ø (mm)	shaft ø (mm)	shaft flat	suit.for	equiv. no
1	112028	gas tap without ignition flame	-	42	8x6.5	bottom	CB	10010016
2	111012	switch zero mark	-	34	5x5	-	CB	10010017
3	112027	switch zero mark	-	39	6x4.6	top	CB	10010012
4	112029	switch zero mark	-	40	6x4.6	bottom	CB	10011049
5	510097	switch zero mark	-	42	6x4.6	bottom	CB	-
6	111533	thermostat	500	50	6x4.6	top	CB	10010030

CF



No.	Order-No.	symbol	t.max. (°C)	ø (mm)	shaft ø (mm)	shaft flat	suit.for	equiv. no
1	112310	switch zero mark	-	40	6x4.6	+135°	CF	63.6.0256
2	110568	switch zero mark	-	40	6x4.6	top	CF	63.6.0295
3	110559	thermostat	80	42	6x4.6	+135°	CF	63.6.0262
4	110949	thermostat	90	42	6x4.6	bottom	CF	63.6.0264
5	110567	thermostat	190	41	6x4.6	left	CF	63.6.0263

CHERGUI

1 2

No.	Order-No.	symbol	ø (mm)	shaft ø (mm)	shaft flat	suit.for	equiv. no
1	110262	switch zero mark	42	6x4.6	top	Chergui	03EDMA0040, EDMA004
2	112133	switch zero mark	53	10x8	top	Chergui	04ZCCO0010

CIMBALI

1 2

No.	Order-No.	symbol	ø (mm)	shaft ø (mm)	shaft flat	suit.for	equiv. no
1	112007	switch zero mark	45	5x5		Cimballi	-
2	112005	switch zero mark	45	5x5		Cimballi	-

COLGED

1 2 3 4

No.	Order-No.	symbol	t.max. (°C)	ø (mm)	shaft ø (mm)	shaft flat	suit.for	equiv. no
1	110903	-	-	60	6x4.6	universal	Colged	CWM199
2	110904	switch zero mark	-	40	6x4.6	right	Colged	926095
3	110901	switch zero mark	-	42	5x5	-	Colged	927128
4	110902	thermostat	90	45	6x4.6	top	Colged	CWM12

COMENDA

1 2 3 4 5 6

No.	Order-No.	symbol	ø (mm)	shaft ø (mm)	shaft flat	suit.for	equiv. no
1	110093	switch zero mark	42	5x5	-	Comenda	450323
2	110061	switch zero mark	42	5x5	-	Comenda	450316
3	511193	switch zero mark	45	5x5	-	Comenda	180131
4	110062	switch zero mark	45	5x5	-	Comenda	180111
5	110918	switch zero mark	45	6x6	-	Comenda	180120
6	511304	thermostat	43	6x4.6	-135°	Comenda	450315

CONVOTHERM



No.	Order-No.	symbol	ø (mm)	shaft ø (mm)	shaft flat	suit.for	equiv. no
1	112565	-	44	-	special	Convotherm	5009313
2	110165	switch zero mark	42	6x4.6	top	Convotherm	6003010
3	110167	time 90min	50	6x4.6	bottom	Convotherm	6003011

CPE



No.	Order-No.	symbol	ø (mm)	shaft ø (mm)	shaft flat	suit.for	equiv. no
1	112561	energy regulator 1-3	42	6x4.6	top	CPE	524046
2	110932	switch zero mark	42	6x4.6	top	CPE	524060
3	112560	thermostat 1-12	50	6x4.6	top	CPE	524098

CUPPONE



No.	Order-No.	symbol	t.max. (°C)	ø (mm)	shaft ø (mm)	shaft flat	suit.for	equiv. no
1	110617	switch zero mark	-	30	8	-	Cuppone	MP0000014
2	110618	switch zero mark	-	45	6x4.6	top	Cuppone	91510071
3	110619	switch zero mark	-	48	5x5	-	Cuppone	91510096
4	110243	thermostat	200	50	6x4.6	top	Cuppone	MP0000003

DEXION



No.	Order-No.	symbol	t.max. (°C)	ø (mm)	shaft ø (mm)	shaft flat	suit.for	equiv. no
1	110860	thermostat	-	30	5.5x4	+135°	Dexion	01166100R
2	110861	thermostat	110	49	6x4.6	top	Dexion	020778/00R

DIHR



No.	Order-No.	symbol	ø (mm)	shaft ø (mm)	shaft flat	suit.for	equiv. no
1	110731	switch zero mark	29	-	-	Dihr	89321
2	110526	switch zero mark	44	6x5	rectangular	Dihr	8029

EKU



1

No.	Order-No.	symbol	ø (mm)	shaft ø (mm)	shaft flat	suit.for	equiv. no
1	112183	gas tap with ignition flame	63	8x6.5	top	EKU	06-135

ELETTROBAR



1

2

3

4

5

6

7

8

No.	Order-No.	symbol	t.max. (°C)	ø (mm)	shaft ø (mm)	shaft flat	suit.for	equiv. no
1	110004	switch zero mark	-	38	4x4	-	Elettrobar	999044
2	110326	switch zero mark	-	38	6x4.6	bottom	Elettrobar	999081
3	110900	switch zero mark	-	39	6x4.6	left	Elettrobar	999125
4	110339	switch zero mark	-	40	6x4.6	bottom	Elettrobar	447059
5	110285	switch zero mark	-	40	6x4.6	top	Elettrobar	921039
6	110901	switch zero mark	-	42	5x5	-	Elettrobar	927028
7	111945	switch zero mark	-	45	5x5	-	Elettrobar	999106
8	110354	switch zero mark	-	47	6x4.6	bottom	Elettrobar	921002



9

No.	Order-No.	symbol	t.max. (°C)	ø (mm)	shaft ø (mm)	shaft flat	suit.for	equiv. no
9	111940	thermostat	300	70	6x4.6	bottom	Elettrobar	-

ELFRAMO



1

2

3

4

5

6

No.	Order-No.	symbol	ø (mm)	shaft ø (mm)	shaft flat	suit.for	equiv. no
1	110878	gas thermostat 1-8	52	-	Minisit	Elframo	00035809
2	110056	switch zero mark	55	5x5	-	Elframo	00006500
3	110005	switch zero mark	55	6x4.6	top	Elframo	00033241
4	110098	switch zero mark	56	5x5	-	Elframo	00210004
5	110055	switch zero mark	60	5x5	-	Elframo	00006520
6	110006	switch zero mark	60	6x4.6	top	Elframo	00033250

ELOMA



No.	Order-No.	symbol	t.max. (°C)	ø (mm)	shaft ø (mm)	shaft flat	suit.for	equiv. no
1	110235	energy regulator 1-3	-	50	6x4.6	top	Eloma	E0322
2	110253	switch zero mark	-	50	6x4.6	top	Eloma	301086
3	110241	thermostat	110	50	6x4.6	top	Eloma	E0340

EMAINOX



No.	Order-No.	symbol	t.max. (°C)	ø (mm)	shaft ø (mm)	shaft flat	suit.for	equiv. no
1	111933	switch zero mark	-	44	6x4.6	top	Emainox	3700021
2	111934	thermostat	90	50	6x4.6	top	Emainox	3700057

EMMEPI



No.	Order-No.	symbol	t.max. (°C)	ø (mm)	shaft ø (mm)	shaft flat	suit.for	equiv. no
1	110810	gas tap without ignition flame	-	75	8x6.5	top	Emmepi	C89433
2	110813	switch 0-1	-	75	6x4.6	top	Emmepi	C99707
3	110818	switch 7-position	-	75	6x4.6	top	Emmepi	C99695
4	110816	thermostat	90	75	6x4.6	top	Emmepi	C99704
5	110819	thermostat	110	75	6x4.6	top	Emmepi	C99692
6	110815	thermostat	200	76	6x4.6	top	Emmepi	C99686
7	110814	thermostat	250	75	6x4.6	top	Emmepi	C99639

FABA



No.	Order-No.	symbol	ø (mm)	shaft ø (mm)	shaft flat	suit.for	equiv. no
1	110374	switch zero mark	40	6x4.6	top	Faba	PR10008
2	110377	switch zero mark	40	8x6.5	top	Faba	PR3G048
3	111784	switch zero mark	44	7.5	-	Faba	PR40016
4	110889	time 15min	44	-	-	Faba	PR40016

FABAR



1

No.	Order-No.	symbol	ø (mm)	shaft ø (mm)	suit.for	equiv. no
1	110340	switch zero mark	40	5x5	Fabar	13188

FAGE



1

2

No.	Order-No.	symbol	t.max. (°C)	ø (mm)	shaft ø (mm)	shaft flat	suit.for	equiv. no
1	111935	thermostat	450	45	6x4.6	top	Fage	MANTER
2	110248	thermostat	500	50	6x4.6	top	Fage	MANTER

FAGOR



1

2

3

4

5

6

7

8

No.	Order-No.	symbol	ø (mm)	shaft ø (mm)	shaft flat	suit.for	equiv. no
1	113009	energy regulator 1-9	71	6x4.6	top	Fagor	S333005
2	113008	gas tap with ignition flame	71	10x8	right	Fagor	S312102
3	113010	gas tap with ignition flame	71	10x8	right	Fagor	U542100
4	113020	gas tap with ignition flame	71	10x8	right	Fagor	U532130
5	113019	gas thermostat 1-7	71	8x6.5	right	Fagor	U842101
6	113018	gas thermostat 1-8	71	6x4.6	bottom	Fagor	X313002
7	113023	gas thermostat 1-8	71	6x4.6	bottom	Fagor	X313003
8	113015	gas thermostat 1-8	71	6x4.6	top	Fagor	X152110



9

10

11

12

13


14

15

No.	Order-No.	symbol	ø (mm)	shaft ø (mm)	shaft flat	suit.for	equiv. no
9	113016	gas thermostat 1-8	71	6x4.6	top	Fagor	X162100
10	113001	gas thermostat 1-8	71	8x6.5	right	Fagor	R202103
11	113013	oven	71	6x4.6	top	Fagor	U673004
12	113012	switch 7-position	71	6x4.6	top	Fagor	U673003
13	113017	thermostat 1-8	71	6x4.6	bottom	Fagor	X183020
14	113014	thermostat 1-8	71	6x4.6	top	Fagor	U673005
15	113002	thermostat 1-8	71	6x4.6	top	Fagor	R212100



No.	Order-No.	symbol	ø (mm)	shaft ø (mm)	shaft flat	suit.for	equiv. no
1	113003	-	39	6x4.6	horizontal	Fagor	R343043
2	505148	-	39	8x6.5	right	Fagor	Z603051
3	505097	switch zero mark	34	6x4.6	bottom	Fagor	Z203008
4	112293	switch zero mark	39	6x4.6	bottom	Fagor	Z203069
5	113021	switch zero mark	39	6x4.6	bottom	Fagor	R663063
6	112296	switch zero mark	39	6x4.6	bottom	Fagor	Z214902
7	113005	switch zero mark	39	6x4.6	bottom	Fagor	R663062



No.	Order-No.	symbol	ø (mm)	shaft ø (mm)	shaft flat	suit.for	equiv. no
1	113006	-	50	6x5	vertical	Fagor	T303011
2	113000	switch zero mark	50	5.5x4	bottom	Fagor	T303010

FALCON




No.	Order-No.	symbol	t.max. (°C)	ø (mm)	shaft ø (mm)	shaft flat	suit.for	equiv. no
1	112572	energy regulator ON/1-4/FULL	-	65	5x3.5	top	Falcon	731750780
2	112574	switch 7-position	-	56	6x4.6	top	Falcon	539110410
3	112573	thermostat	250	56	6x4.6	top	Falcon	539110380



No.	Order-No.	Description	suit.for	equiv. no
1	112575	rosette ø 67mm	Falcon	531750460
2	112576	rosette ø 70mm	Falcon	531750461

FIMAR



No.	Order-No.	symbol	t.max. (°C)	ø (mm)	shaft ø (mm)	shaft flat	suit.for	equiv. no
1	110374	switch zero mark	-	40	6x4.6	top	Fimar	CO1947
2	110829	switch zero mark	-	58	6x4.6	top	Fimar	CO1954
3	110242	thermostat	180	50	6x4.6	top	Fimar	CO1112
4	110882	thermostat	300	72	6x4.6	left	Fimar	CO4422
5	110248	thermostat	500	50	6x4.6	top	Fimar	CO3611

FIREX



1

No.	Order-No.	symbol	ø (mm)	shaft ø (mm)	shaft flat	suit.for	equiv. no
1	112571	gas tap with ignition flame	65	10x8	bottom	Firex	20200001

FOEM



1

No.	Order-No.	symbol	ø (mm)	shaft ø (mm)	shaft flat	suit.for	equiv. no
1	110365	switch zero mark	44	3.5x3.5		Foem	30500004050

FOINOX



1

2

3

4

No.	Order-No.	symbol	ø (mm)	shaft ø (mm)	shaft flat	suit.for	equiv. no
1	111753	switch zero mark	37	6x4.6	top	Foinox	0150
2	111754	switch zero mark	38	6x4.6	top	Foinox	3253
3	111751	switch zero mark	50	6x4.6	top	Foinox	0898
4	111752	switch zero mark	50	6x4.6	top	Foinox	15018

FORNITALIA



1

2

3

No.	Order-No.	symbol	t.max. (°C)	ø (mm)	shaft ø (mm)	shaft flat	suit.for	equiv. no
1	111742	potentiometer	-	78	6x4.6	top	Fornitalia	65/65Z13
2	111741	switch zero mark	-	49	6x4.6	top	Fornitalia	40/60Z13
3	111740	thermostat	450	49	6x4.6	top	Fornitalia	40/60Z15

FORVED



1

2

3

4


No.	Order-No.	symbol	ø (mm)	shaft ø (mm)	shaft flat	suit.for	equiv. no
1	111549	switch zero mark	41	5x5	-	Forved	3131
2	112011	switch zero mark	41	6x4.6	top	Forved	3096
3	110366	switch zero mark	44	6x4.6	top	Forved	Tosttimerman
4	111584	switch zero mark	48	6x4.6	top	Forved	GRILLTERMOSMANOPOLA

FRIFRI



No.	Order-No.	symbol	ø (mm)	shaft ø (mm)	shaft flat	suit.for	equiv. no
1	110879	switch zero mark	40	6x4.6	left	FriFri	400769
2	110163	switch zero mark	42	6x4.6	left	FriFri	09741069
3	110258	switch zero mark	45	6x4.6	bottom	FriFri	09741058
4	110880	switch zero mark	54	6x4.6	bottom	FriFri	400545

FRIULINOX



No.	Order-No.	symbol	ø (mm)	shaft ø (mm)	shaft flat	suit.for	equiv. no
1	111209	switch zero mark	25	6x4.6		Friulinox	995440
2	111210	timer	45	6		Friulinox	995496

GASTROFRIT



No.	Order-No.	symbol	t.max. (°C)	ø (mm)	shaft ø (mm)	shaft flat	suit.for	equiv. no
1	110119	thermostat	110	50	6x4.6	top	Gastrofrit	306025.004
2	110434	thermostat	190	50	6x4.6	top	Gastrofrit	306025.002

GGF



No.	Order-No.	symbol	t.max. (°C)	ø (mm)	shaft ø (mm)	shaft flat	suit.for	equiv. no
1	111533	thermostat	500	50	6x4.6	top	GGF	-
2	111532	thermostat	500	55	6x4.6	top	GGF	manopola termos.Jumo

GICO



No.	Order-No.	suit.for	equiv. no
1	110831	Gico	290202440
2	110830	Gico	290202350

No.	Order-No.	suit.for	equiv. no
3	110832	Gico	290202430



1 2

No.	Order-No.	symbol	ø (mm)	shaft ø (mm)	shaft flat	suit.for	equiv. no
1	110856	switch zero mark	52	6x4.6	top	Gico	293202250
2	110875	switch zero mark	54	6x4.6	top	Gico	293202250



1 2 3 4 5 6 7 8

No.	Order-No.	symbol	t.max. (°C)	ø (mm)	shaft ø (mm)	shaft flat	suit.for	equiv. no
1	110039	gas tap with ignition flame	-	60	10x8	left	Gico	790106610
2	110834	gas tap with ignition flame	-	60	8x6.5	top	Gico	790106620
3	110869	gas thermostat 1-8	-	60	10x8	left	Gico	760101420
4	110857	gas thermostat 1-8	-	60	8x6.5	top	Gico	790106980
5	110846	switch 0-1-0-1	-	60	6x4.6	top	Gico	790106900
6	110837	switch 4-position	-	60	6x4.6	top	Gico	790106910
7	110838	switch 7-position	-	60	6x4.6	top	Gico	790106920
8	110845	thermostat	90	60	6x4.6	top	Gico	790106970



9 10 11 12 13 14

No.	Order-No.	symbol	t.max. (°C)	ø (mm)	shaft ø (mm)	shaft flat	suit.for	equiv. no
9	110850	thermostat	110	60	6x4.6	top	Gico	790106930
10	110842	thermostat	180	60	6x4.6	bottom	Gico	790106940
11	110841	thermostat	300	60	6x4.6	top	Gico	790106950
12	110854	thermostat	300	60	6x4.6	top	Gico	790109210
13	110853	thermostat	300	60	6x4.6	top	Gico	790107000
14	110849	water	-	60	6x4.6	top	Gico	760106080




1 2 3 4 5 6 7 8

No.	Order-No.	symbol	t.max. (°C)	ø (mm)	shaft ø (mm)	shaft flat	suit.for	equiv. no
1	110011	gas tap with ignition flame	-	60	10x8	left	Gico	790119450
2	112909	gas tap with ignition flame	-	60	8x6.5	top	Gico	790119460
3	112103	gas tap without ignition flame	-	60	8x6.5	top	Gico	790119470
4	nml	gas thermostat 1-8	-	60	8x6.5	top	Gico	790115690
5	110863	graduated	-	60	6x4.6	top	Gico	790106960
6	110871	switch 1-0-1	-	60	6x4.6	left	Gico	790119500
7	110868	switch 1-0-1	-	60	6x4.6	top	Gico	790119490
8	111749	switch 4-position	-	60	6x4.6	top	Gico	790119510



No.	Order-No.	symbol	t.max. (°C)	ø (mm)	shaft ø (mm)	shaft flat	suit.for	equiv. no
9	112163	switch 7-position	-	60	6x4.6	top	Gico	790119520
10	112251	thermostat	90	60	6x4.6	top	Gico	790119550
11	110852	thermostat	110	60	6x4.6	top	Gico	790109390
12	111750	thermostat	180	60	6x4.6	top	Gico	790119560
13	110873	thermostat	300	60	6x4.6	left	Gico	790119580
14	110867	thermostat	300	60	6x4.6	top	Gico	790115910
15	111714	thermostat	300	60	6x4.6	top	Gico	790119570
16	110866	thermostat	300	60	6x4.6	top	Gico	790115900



No.	Order-No.	symbol	t.max. (°C)	ø (mm)	shaft ø (mm)	shaft flat	suit.for	equiv. no
1	110835	gas tap with ignition flame	-	60	10x8	left	Gico	790109350
2	110859	gas tap with ignition flame	-	60	8x6.5	top	Gico	790109340
3	110870	gas thermostat 1-8	-	60	10x8	left	Gico	760100790
4	110864	graduated	-	60	6x4.6	top	Gico	790109420
5	110848	switch 0-1-0-1	-	60	6x4.6	bottom	Gico	790109360
6	110872	switch 0-1-0-1	-	60	6x4.6	bottom	Gico	A00430
7	110839	switch 4-position	-	60	6x4.6	top	Gico	790109370
8	110840	switch 7-position	-	60	6x4.6	top	Gico	790109380



No.	Order-No.	symbol	t.max. (°C)	ø (mm)	shaft ø (mm)	shaft flat	suit.for	equiv. no
9	110847	thermostat	90	60	6x4.6	top	Gico	790109480
10	110844	thermostat	180	60	6x4.6	top	Gico	790109410
11	110874	thermostat	300	60	6x4.6	top	Gico	A00429
12	110843	thermostat	300	60	6x4.6	top	Gico	790109400
13	110851	water	-	60	6x4.6	top	Gico	760105400

GIERRE



No.	Order-No.	symbol	ø (mm)	shaft ø (mm)	shaft flat	suit.for	equiv. no
1	110000	switch zero mark	50	6x4.6	top	Gierre	MAN122

GIGA



No.	Order-No.	symbol	t.max. (°C)	ø (mm)	shaft ø (mm)	shaft flat	suit.for	equiv. no
1	110772	energy regulator	-	60	6x4.6	top	Giga	0000X01300
2	110771	gas tap with ignition flame	-	60	8x6.5	top	Giga	0000X00800
3	110049	gas tap without ignition flame	-	60	8x6.5	top	Giga	0000X00100
4	110352	gas thermostat 1-8	-	60	8x6.5	top	Giga	0000X00900
5	110774	oven	-	60	6x4.6	bottom	Giga	0000X03800
6	110775	oven TH/BH/TH+BH	-	60	6x4.6	top	Giga	0000X01200
7	110773	switch 0-1	-	60	6x4.6	top	Giga	0000X00600
8	110770	switch 4-position	-	60	6x4.6	top	Giga	0000X01000



No.	Order-No.	symbol	t.max. (°C)	ø (mm)	shaft ø (mm)	shaft flat	suit.for	equiv. no
9	110451	switch 7-position	-	60	6x4.6	top	Giga	0000X00500
10	110453	thermostat	110	60	6x4.6	top	Giga	0000X00400
11	110455	thermostat	195	60	6x4.6	top	Giga	0000X00700
12	110776	thermostat	300	60	6x4.6	top	Giga	0000X03700
13	110452	thermostat	300	60	6x4.6	top	Giga	0000X01400
14	110454	thermostat	300	60	6x4.6	top	Giga	0000X00300




No.	Order-No.	symbol	t.max. (°C)	ø (mm)	shaft ø (mm)	shaft flat	suit.for	equiv. no
1	110779	gas thermostat 1-8	-	75	10x8	top	Giga	0000Y03800
2	110781	oven TH/BH/TH+BH	-	75	6x4.6	top	Giga	0000Y04700
3	110786	switch 0-1	-	75	6x4.6	top	Giga	0000Y04400
4	110788	switch 4-position	-	75	6x4.6	top	Giga	0000Y05000
5	110782	switch 7-position	-	75	6x4.6	top	Giga	0000Y04100
6	110787	thermostat	110	75	6x4.6	top	Giga	0000Y04200
7	110783	thermostat	195	75	6x4.6	bottom	Giga	0000Y04300
8	110785	thermostat	300	75	6x4.6	top	Giga	0000Y04900



No.	Order-No.	symbol	t.max. (°C)	ø (mm)	shaft ø (mm)	shaft flat	suit.for	equiv. no
9	110784	water	-	75	10x8	top	Giga	0000Y04500



No.	Order-No.	symbol	t.max. (°C)	ø (mm)	shaft ø (mm)	shaft flat	suit.for	equiv. no
1	110442	gas tap with ignition flame	-	71	10x8	top	Giga	0000Y65203
2	112012	gas tap with ignition flame	-	71	8x6.5	top	Giga	0000Y65103
3	111829	gas tap without ignition flame	-	71	8x6.5	top	Giga	0000Y65101
4	112102	oven	-	71	6x4.6	top	Giga	0000Y65015
5	112136	switch 4-position	-	71	6x4.6	top	Giga	0000Y65011
6	112137	thermostat	195	71	6x4.6	top	Giga	0000Y65002
7	112135	thermostat	300	71	6x4.6	top	Giga	0000Y65004



No.	Order-No.	ø (mm)	shaft ø (mm)	shaft flat	suit.for	equiv. no
1	110457	71	10x8	top	Giga	Y65100
2	110456	71	6x4.6	top	Giga	Y65000



No.	Order-No.	symbol	t.max. (°C)	suit.for	equiv. no
1	110458	gas tap with ignition flame	-	Giga	Y65003
2	110465	oven BH/TH/BH+TH	-	Giga	0000Y65007
3	110479	switch 0-1	-	Giga	Y65010
4	110690	switch 0-1-2	-	Giga	0000Y65012
5	110464	switch 7-position	-	Giga	0000Y65005
6	110778	thermostat	90	Giga	Y65014
7	110462	thermostat	300	Giga	Y65004



No.	Order-No.	symbol	t.max. (°C)	ø (mm)	shaft ø (mm)	shaft flat	suit.for	equiv. no
1	111226	gas tap with ignition flame	-	70	8x6.5	top	Giga	DFP032A60A
2	111228	gas tap without ignition flame	-	70	6x4.6	top	Giga	DFP012A60A
3	111231	gas thermostat 1-8	-	70	6x4.6	top	Giga	DFP092A60A
4	111229	oven TH/BH/TH+BH	-	70	6x4.6	top	Giga	DFP072A60A
5	111227	switch 0-1-2	-	70	6x4.6	top	Giga	DFP122A60A
6	111224	switch 7-position	-	70	6x4.6	top	Giga	DFP052A60A
7	111232	thermostat	90	70	6x4.6	top	Giga	DFP142A60A
8	111225	thermostat	195	70	6x4.6	top	Giga	DFP022A60A



9

No.	Order-No.	symbol	t.max. (°C)	ø (mm)	shaft ø (mm)	shaft flat	suit.for	equiv. no
9	111230	thermostat	300	70	6x4.6	top	Giga	DFP042A60A



1

No.	Order-No.	symbol	ø (mm)	shaft ø (mm)	shaft flat	suit.for	equiv. no
1	110824	switch zero mark	40	6x4.6	top	Giga	Y65300

GIORIK

1

2

3

No.	Order-No.	symbol	ø (mm)	shaft ø (mm)	shaft flat	suit.for	equiv. no
1	111506	energy regulator	50	6x4.6	bottom	Giorik	2002915
2	111505	gas tap with ignition flame	60	10x8	top	Giorik	5900192
3	111507	switch zero mark	50	6x4.6	top	Giorik	2001390



1

2

3

4

5

No.	Order-No.	symbol	t.max. (°C)	ø (mm)	shaft ø (mm)	shaft flat	suit.for	equiv. no
1	112265	gas tap with ignition flame	-	76	10x8	top	Giorik	2008671
2	111511	switch 0-1	-	76	6x4.6	top	Giorik	2008673
3	112273	thermostat	110	76	6x4.6	top	Giorik	2008675
4	111509	thermostat	185	76	6x4.6	top	Giorik	2008672
5	112274	thermostat 1-8	-	67	6x4.6	top	Giorik	2008674



1

2

3

No.	Order-No.	symbol	ø (mm)	shaft ø (mm)	shaft flat	suit.for	equiv. no
1	111738	switch zero mark	50	6x4.6	left	Giorik	2012261
2	111508	switch zero mark	50	6x4.6	left	Giorik	2006823
3	111739	universal	50	6x4.6	vertical	Giorik	2012260

GRILLVAPOR



1

No.	Order-No.	symbol	ø (mm)	shaft ø (mm)	shaft flat	suit.for	equiv. no
1	112169	1 - 8-MAX	70	6x4.6	top	Grillvapor	-

HAKA



1

2

3

4

5

6

7

No.	Order-No.	symbol	t.max. (°C)	ø (mm)	shaft ø (mm)	shaft flat	suit.for	equiv. no
1	110664	energy regulator 1-10	-	60	6x4.6	bottom	Haka	9051 Leistung
2	110660	switch 0-1-0-1	-	60	6x4.6	bottom	Haka	9051 0-I
3	110661	switch 4-position	-	60	6x4.6	bottom	Haka	9051 4-Takt
4	110662	switch 7-position	-	60	6x4.6	bottom	Haka	9051 7-Takt
5	110665	thermostat	110	60	6x4.6	bottom	Haka	9051 110°C
6	110666	thermostat	180	60	6x4.6	bottom	Haka	9051 180°C
7	110659	time 120min	-	60	6x4.6	bottom	Haka	9051 Zeit

HATCO



1

2

No.	Order-No.	symbol	ø (mm)	shaft ø (mm)	shaft flat	suit.for	equiv. no
1	111825	switch zero mark	30	6x4.6	right	Hatco	05.30.043.00
2	112939	switch zero mark	45	6	-	Hatco	X05.30.098.00

HEIDEBRENNER



1

2

3

No.	Order-No.	symbol	ø (mm)	shaft ø (mm)	shaft flat	suit.for	equiv. no
1	110149	gas tap without ignition flame	50	6x4.6	right	Heidebrenner	-
2	110150	gas tap without ignition flame	50	8x5.5	right	Heidebrenner	93118
3	111939	gas tap without ignition flame	60	9x6.5	horizontal	Heidebrenner	93117



1

2

3

No.	Order-No.	Description	delivery contents	suit.for	equiv. no
1	112489	knob universal ø 55.2mm black	without adaptor/disl plate	Heidebrenner	-
2	112303	knob universal ø 72(52)mm black	without adaptor/disl plate	Heidebrenner	-
3	111592	knob universal shaft ø 10mm		Heidebrenner	94651



No.	Order-No.	Description	delivery contents	suit.for	equiv. no
4	112311	knob adaptor shaft \varnothing 6x4.6mm L 0mm with spring		Heidebrenner	-
5	112178	knob adaptor shaft \varnothing 8x5mm L 0mm		Heidebrenner	-
6	112179	knob adaptor shaft \varnothing 9x6.5mm L 0mm		Heidebrenner	-
7	112174	knob adaptor shaft \varnothing 10x8mm L 0mm		Heidebrenner	-
8	112343	knob adaptor shaft \varnothing 10mm L 0mm with screw		Heidebrenner	-
9	112434	knob dial plate		Heidebrenner	-
10	110504	knob dial plate		Heidebrenner	94652



No.	Order-No.	Description	delivery contents	suit.for	equiv. no
1	112173	knob universal \varnothing 62mm black	without adaptor/disl plate	Heidebrenner	-
2	112311	knob adaptor shaft \varnothing 6x4.6mm L 0mm with spring		Heidebrenner	-
3	112178	knob adaptor shaft \varnothing 8x5mm L 0mm		Heidebrenner	-
4	112179	knob adaptor shaft \varnothing 9x6.5mm L 0mm		Heidebrenner	-
5	112174	knob adaptor shaft \varnothing 10x8mm L 0mm		Heidebrenner	-
6	112343	knob adaptor shaft \varnothing 10mm L 0mm with screw		Heidebrenner	-



No.	Order-No.	Description	delivery contents	suit.for	equiv. no
1	110549	knob dial plate red thermostat t.max. 300°C		Heidebrenner	-
2	110551	knob dial plate silver energy regulator 1-3		Heidebrenner	-
3	110542	knob dial plate silver switch 0-1-0-1 ext. \varnothing 59mm		Heidebrenner	-
4	111553	knob dial plate silver switch 5-position		Heidebrenner	-
5	110552	knob dial plate silver switch 7-position		Heidebrenner	-
6	112267	knob dial plate silver thermostat t.max. 180°C		Heidebrenner	-

HOONVED



No.	Order-No.	symbol	\varnothing (mm)	shaft \varnothing (mm)	suit.for	equiv. no
1	110093	switch zero mark	42	5x5	Hoonved	H450323
2	110062	switch zero mark	45	5x5	Hoonved	H180111

HUPFER



1

No.	Order-No.	symbol	ø (mm)	shaft ø (mm)	shaft flat	suit.for	equiv. no
1	111873	switch zero mark	54	6x4.6	bottom	Hupfer	014002118

ILSA



1

No.	Order-No.	symbol	ø (mm)	shaft ø (mm)	shaft flat	suit.for	equiv. no
1	112508	switch zero mark	19	6x4.6		Ilsa	18633

IME-TURBO



1

2

3

4

5

6

7

8

No.	Order-No.	symbol	t.max. (°C)	ø (mm)	shaft ø (mm)	shaft flat	suit.for	equiv. no
1	110747	energy regulator 1-3	-	45	6x4.6	top	IME Turbo	401003
2	110750	switch zero mark	-	45	6x4.6	right	IME Turbo	401011
3	110753	switch zero mark	-	45	6x4.6	top	IME Turbo	401012
4	110746	switch 1-0-1	-	45	6x4.6	bottom	IME Turbo	401002
5	110752	switch 4-position	-	45	6x4.6	top	IME Turbo	401010
6	110745	thermostat	110	45	6x4.6	left	IME Turbo	401004
7	110749	thermostat	200	45	6x4.6	bottom	IME Turbo	401006
8	110751	thermostat	300	45	6x4.6	left	IME Turbo	401007



9

10

No.	Order-No.	symbol	t.max. (°C)	ø (mm)	shaft ø (mm)	shaft flat	suit.for	equiv. no
9	110754	thermostat	400	45	6x4.6	top	IME Turbo	401009
10	110755	thermostat	500	45	6x4.6	top	IME Turbo	401008

IMPERIAL GERMANY



1

2

3

No.	Order-No.	symbol	t.max. (°C)	ø (mm)	shaft ø (mm)	shaft flat	suit.for	equiv. no
1	111866	gas tap with ignition flame	-	68	6x4.6	top	Imperial - Germany	8074759
2	111890	switch 4-position	-	68	6x4.6	top	Imperial - Germany	08074748
3	111891	thermostat	180	68	6x4.6	top	Imperial - Germany	08074756

IMPERIAL USA



No.	Order-No.	symbol	t.max. (°F)	ø (mm)	shaft ø (mm)	shaft flat	suit.for	equiv. no
1	112318	gas tap with ignition flame	-	63	9x6.5	bottom	Imperial-USA	0260-1
2	112317	gas tap with ignition flame	-	63	9x6.5	bottom	Imperial-USA	2730
3	112302	gas tap with ignition flame	-	64	9x6.5	bottom	Imperial-USA	2731
4	112548	gas thermostat	400	49	-	ROBERTSHAW	Imperial-USA	1106
5	112547	gas thermostat	500	49	-	ROBERTSHAW	Imperial-USA	1151
6	112554	gas thermostat	500	49	-	ROBERTSHAW	Imperial-USA	1151L/S
7	112297	graduated	-	70	9x6.5	bottom	Imperial-USA	1008
8	112553	ON/OFF	-	61	9x6.5	top	Imperial-USA	1009



9

No.	Order-No.	symbol	t.max. (°F)	ø (mm)	shaft ø (mm)	shaft flat	suit.for	equiv. no
9	112319	thermostat	400	57	6x5	bottom	Imperial-USA	0319-1

INOKSAN



No.	Order-No.	symbol	t.max. (°C)	ø (mm)	shaft ø (mm)	shaft flat	suit.for	equiv. no
1	111551	energy regulator Min/Max	-	55	6x4.6	universal	Inoksan	24506020
2	111775	gas tap without ignition flame	-	55	8x6.5	universal	Inoksan	24016012
3	111546	switch 0-1-0-1	-	55	6x4.6	universal	Inoksan	24106100
4	111540	switch 4-position	-	55	6x4.6	universal	Inoksan	24016101
5	111552	switch 7-position	-	55	6x4.6	universal	Inoksan	24016100
6	111547	thermostat	90	55	6x4.6	universal	Inoksan	24106106
7	111541	thermostat	110	55	6x4.6	universal	Inoksan	26106000
8	111544	thermostat	500	55	6x4.6	bottom	Inoksan	22206000



1

No.	Order-No.	ø (mm)	shaft ø (mm)	shaft flat	suit.for	equiv. no
1	111542	55	6x4.6	universal	Inoksan	24016106



1 2

No.	Order-No.	symbol	t.max. (°C)	suit.for	equiv. no
1	111545	switch 0-1-0-1	-	Inoksan	24106102

No.	Order-No.	symbol	t.max. (°C)	suit.for	equiv. no
2	111543	thermostat	500	Inoksan	22206002

INOXTREND



1 2 3 4

No.	Order-No.	symbol	ø (mm)	shaft ø (mm)	shaft flat	version	suit.for	equiv. no
1	111000	-	60	18.5x18.5	-	-	Inoxtrend	C5779B-00
2	111683	switch zero mark	40	6x4.6	bottom	-	Inoxtrend	RRC5385-00
3	111072	switch zero mark	55	6x4.6	top	-	Inoxtrend	C8119-00
4	111003	switch zero mark	55	6x4.6	top	deepened shaft hole	Inoxtrend	C8124-00

ITALFORNI



1

No.	Order-No.	symbol	ø (mm)	shaft ø (mm)	shaft flat	suit.for	equiv. no
1	112564	thermostat 1-10	49	6x4.6	top	Italforni Pesaro	-

ITV



1

No.	Order-No.	symbol	ø (mm)	shaft ø (mm)	shaft flat	suit.for	equiv. no
1	110284	switch zero mark	26	6x4.6	right	ITV	220272

JÜNGER



1 2 3 4

No.	Order-No.	symbol	t.max. (°C)	ø (mm)	shaft ø (mm)	shaft flat	suit.for	equiv. no
1	110238	energy regulator 1-10	-	50	6x4.6	top	Jünger	-
2	110149	gas tap without ignition flame	-	50	6x4.6	right	Jünger	-
3	110147	gas tap without ignition flame	-	50	8x5.5	on both sides	Jünger	000431120
4	110119	thermostat	110	50	6x4.6	top	Jünger	-

JUNO



No.	Order-No.	symbol	t.max. (°C)	ø (mm)	shaft ø (mm)	shaft flat	suit.for	equiv. no
1	111823	energy regulator 1-3	-	63	6x4.6	top	Juno	0700251972
2	110170	gas tap with ignition flame	-	63	8x7	bottom	Juno	250981
3	111820	gas tap with ignition flame	-	63	8x7	bottom	Juno	0700251399
4	110171	gas tap with ignition flame	-	63	8x7	bottom	Juno	0H6723
5	111822	gas thermostat 1-8	-	63	8x6.5	bottom	Juno	0700251356
6	110175	oven TH/BH/TH+BH	-	63	6x4.6	top	Juno	0H6679
7	110172	switch 0-1-0-1	-	63	6x4.6	top	Juno	0H6840
8	110173	switch 4-position	-	63	6x4.6	top	Juno	0H6842



No.	Order-No.	symbol	t.max. (°C)	ø (mm)	shaft ø (mm)	shaft flat	suit.for	equiv. no
9	110174	switch 7-position	-	63	6x4.6	top	Juno	247137
10	110176	thermostat	110	63	6x4.6	top	Juno	0H6677
11	110201	thermostat	180	63	6x4.6	top	Juno	0H6778
12	111821	thermostat	180	63	6x4.6	top	Juno	0700250922
13	110177	thermostat	200	63	6x4.6	top	Juno	0H6676
14	110178	thermostat	250	63	6x4.6	top	Juno	0H6745
15	110179	thermostat	300	63	6x4.6	top	Juno	0H6841
16	111588	thermostat 1-10	-	63	6x4.6	top	Juno	0K2303



No.	Order-No.	symbol	t.max. (°C)	ø (mm)	shaft ø (mm)	shaft flat	suit.for	equiv. no
17	110180	time 60min	-	63	6x4.6	top	Juno	0H6746




No.	Order-No.	symbol	t.max. (°C)	ø (mm)	shaft ø (mm)	shaft flat	suit.for	equiv. no
1	110268	power	-	72	6x4.6	horizontal	Juno	0H6735
2	110267	programme	-	72	6x4.6	bottom	Juno	0H6736
3	110273	speed	-	72	6x4.6	horizontal	Juno	0H6726
4	110274	speed/power	-	72	6x4.6	horizontal	Juno	0H6779
5	110269	thermostat	100	72	6x4.6	bottom	Juno	0H6734
6	110265	thermostat	250	72	6x4.6	bottom	Juno	0H6731
7	110270	thermostat 1-9	-	72	6x4.6	bottom	Juno	0H6733
8	110272	time 120min	-	72	6x4.6	bottom	Juno	0H6725



9

No.	Order-No.	symbol	t.max. (°C)	ø (mm)	shaft ø (mm)	shaft flat	suit.for	equiv. no
9	110266	time 120min	-	72	6x4.6	bottom	Junio	0H6732



No.	Order-No.	symbol	t.max. (°C)	ø (mm)	shaft ø (mm)	shaft flat	suit.for	equiv. no
1	111589	energy regulator 1-12	-	77	6x4.6	top	Junio	0H6790
2	110227	gas tap with ignition flame	-	77	8 x7	bottom	Junio	256428
3	110222	oven TH/BH/TH+BH	-	77	6x4.6	top	Junio	0K2333
4	110226	switch 0-1-0-1	-	77	6x4.6	top	Junio	0H6786
5	110225	switch 4-position	-	77	6x4.6	top	Junio	0H6785
6	110221	switch 7-position	-	77	6x4.6	top	Junio	256426
7	110228	thermostat	100	77	6x4.6	bottom	Junio	0K2335
8	110223	thermostat	110	77	6x4.6	top	Junio	0H6783



No.	Order-No.	symbol	t.max. (°C)	ø (mm)	shaft ø (mm)	shaft flat	suit.for	equiv. no
9	110229	thermostat	180	77	6x4.6	top	Junio	0H6782
10	110224	thermostat	300	77	6x4.6	top	Junio	0H6784
11	110220	thermostat 1-10	-	77	6x4.6	top	Junio	0H6787



No.	Order-No.	symbol	t.max. (°C)	ø (mm)	shaft ø (mm)	shaft flat	suit.for	equiv. no
1	112047	1-2	-	55	6x4.6	bottom	Junio	0H6457
2	110183	manual/automatic	-	55	6x4.6	top	Junio	0H6460
3	110182	steaming	-	55	6x4.6	top	Junio	0H6463
4	110185	thermostat	250	55	6x4.6	bottom	Junio	0H6461
5	112046	time 120min	-	55	6x4.6	bottom	Junio	0H6751
6	111828	time 30min	-	55	6x4.6	bottom	Junio	-
7	110184	time 60min	-	55	6x4.6	bottom	Junio	-
8	110188	time 60min	-	55	6x4.6	bottom	Junio	0H6724

24

Knobs



1

2

3

4

5

No.	Order-No.	symbol	ø (mm)	shaft ø (mm)	shaft flat	suit.for	equiv. no
1	111591	switch zero mark	30	6x4.6	bottom	Juno	0K2344
2	110181	switch zero mark	45	6x4.6	bottom	Juno	0H6748
3	110858	switch zero mark	55	6x4.6	bottom	Juno	0H6795
4	110204	switch zero mark	55	6x4.6	top	Juno	003764
5	112045	time 90min	43	6x4.6	top	Juno	0H6721

KING



1

2

3

4

No.	Order-No.	symbol	t.max. (°C)	ø (mm)	shaft ø (mm)	shaft flat	suit.for	equiv. no
1	110232	switch 4-position	-	50	6x4.6	top	King	0112134
2	110234	switch 7-position	-	50	6x4.6	top	King	0112138
3	110241	thermostat	110	50	6x4.6	top	King	0102025
4	110245	thermostat	300	50	6x4.6	top	King	0102024

KÖHLER ESBACK



1

No.	Order-No.	symbol	t.max. (°C)	ø (mm)	shaft ø (mm)	shaft flat	suit.for	equiv. no
1	110119	thermostat	110	50	6x4.6	top	Köhler Esback	395080. 3000565

KSF



1

2

3

4

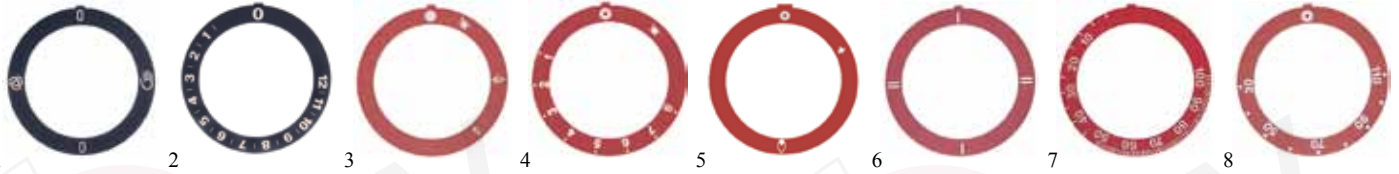
No.	Order-No.	symbol	ø (mm)	shaft ø (mm)	shaft flat	suit.for	equiv. no
1	110238	energy regulator 1-10	50	6x4.6	top	KSF	4.013.02.06
2	110152	gas tap without ignition flame	50	8x5	left	KSF	4.011.02.06
3	110737	gas tap without ignition flame	53	8x5.5	-	KSF	3.011.02.14
4	110232	switch 4-position	50	6x4.6	top	KSF	4.013.02.04

KÜPPERSBUSCH




1

No.	Order-No.	ø (mm)	shaft ø (mm)	shaft flat	suit.for	equiv. no
1	110189	62	6x4.6	top	Küppersbusch	189005



No.	Order-No.	colour	symbol	t.max. (°C)	suit.for	equiv. no
1	111567	black	manual/automatic	-	Küppersbusch	100302
2	111561	black	thermostat 1-12	-	Küppersbusch	100301
3	110538	red	gas tap with ignition flame EGA24197	-	Küppersbusch	141111
4	110547	red	gas thermostat EGA 1-8	-	Küppersbusch	141110
5	111568	red	gas thermostat ROBERTSHAW	-	Küppersbusch	141098
6	110548	red	switch 1-2-1-2	-	Küppersbusch	141108
7	110533	red	thermostat	100	Küppersbusch	144766
8	110546	red	thermostat	110	Küppersbusch	141109



No.	Order-No.	colour	symbol	t.max. (°C)	suit.for	equiv. no
9	110535	red	thermostat	250	Küppersbusch	141080
10	110532	red	thermostat	300	Küppersbusch	144767
11	110549	red	thermostat	300	Küppersbusch	141106
12	110544	silver	0-FRITIEREN-0-SCHMELZEN	-	Küppersbusch	144750
13	110551	silver	energy regulator 1-3	-	Küppersbusch	141078
14	111560	silver	energy regulator 1-3 2-circuit	-	Küppersbusch	144769
15	110550	silver	gas tap with ignition flame EGA26440	-	Küppersbusch	141104
16	110558	silver	gas tap with ignition flame PEL21/22/23	-	Küppersbusch	141096



No.	Order-No.	colour	symbol	t.max. (°C)	suit.for	equiv. no
17	110541	silver	gas tap without ignition flame EGA26400	-	Küppersbusch	141094
18	110543	silver	gas thermostat EGA 1-8	-	Küppersbusch	141099
19	111946	silver	oven	-	Küppersbusch	144744
20	110537	silver	switch zero mark	-	Küppersbusch	141093
21	111948	silver	switch 0-1	-	Küppersbusch	141050
22	110542	silver	switch 0-1-0-1	-	Küppersbusch	144734
23	111569	silver	switch 1-0-1	-	Küppersbusch	144734
24	111711	silver	switch 1-2-1-2	-	Küppersbusch	141079




No.	Order-No.	colour	symbol	t.max. (°C)	suit.for	equiv. no
25	110539	silver	switch 2-0-1	-	Küppersbusch	141082
26	111566	silver	switch 2-0-1	-	Küppersbusch	100317
27	110553	silver	switch 4-position	-	Küppersbusch	141070
28	111553	silver	switch 5-position	-	Küppersbusch	-

24


Knobs



No.	Order-No.	colour	symbol	t.max. (°C)	suit.for	equiv. no
29	110552	silver	switch 7-position	-	Küppersbusch	141061
30	110556	silver	thermostat	100	Küppersbusch	100305
31	111562	silver	thermostat	110	Küppersbusch	100315
32	111565	silver	thermostat	110	Küppersbusch	100320
33	111878	silver	thermostat	110	Küppersbusch	-
34	110545	silver	thermostat	110	Küppersbusch	141091
35	111564	silver	thermostat	185	Küppersbusch	100319
36	110536	silver	thermostat	195	Küppersbusch	141092



No.	Order-No.	colour	symbol	t.max. (°C)	suit.for	equiv. no
37	111563	silver	thermostat	195	Küppersbusch	100312
38	111947	silver	thermostat	250	Küppersbusch	141088
39	110557	silver	thermostat	270	Küppersbusch	100309
40	111961	silver	thermostat	300	Küppersbusch	-
41	110554	silver	thermostat	300	Küppersbusch	100307
42	110530	silver	thermostat	300	Küppersbusch	141077
43	110540	silver	thermostat 1-10	-	Küppersbusch	141087
44	110531	silver	time 120min + permanent ON	-	Küppersbusch	144706



No.	Order-No.	colour	symbol	t.max. (°C)	suit.for	equiv. no
45	110534	silver	time 120min + permanent ON	-	Küppersbusch	144770
46	110555	silver	time 120min + permanent ON	-	Küppersbusch	100306

LAINOX



No.	Order-No.	symbol	ø (mm)	shaft ø (mm)	shaft flat	suit.for	equiv. no
1	111772	-	42	6x4.6	universal	Lainox	R69030260
2	111771	switch zero mark	42	6x4.6	top	Lainox	R50103130

LAMBER



1

No.	Order-No.	symbol	ø (mm)	shaft ø (mm)	shaft flat	suit.for	equiv. no
1	110905	switch zero mark	42	6x4.6	right	Lamber	0300049

LASA



1

2

3

No.	Order-No.	symbol	ø (mm)	shaft ø (mm)	shaft flat	suit.for	equiv. no
1	111816	-	20	6x4.6	universal	Lasa	263500
2	112550	switch zero mark	45	6x4.6	right	Lasa	260007
3	111815	switch zero mark	45	6x4.6	right	Lasa	260016

LIEBHERR



1

No.	Order-No.	symbol	ø (mm)	shaft ø (mm)	shaft flat	suit.for	equiv. no
1	112945		22	6x4.6	vertical	Liebherr	7422505

LINEA BLANCA



1

2

No.	Order-No.	symbol	t.max. (°C)	ø (mm)	shaft ø (mm)	shaft flat	suit.for	equiv. no
1	110159	switch zero mark	-	43	6	-	LineaBlanca	A700100
2	110145	thermostat	90	42	6x4.6	-45°	LineaBlanca	A030068

LOFRA



1

2

No.	Order-No.	symbol	ø (mm)	shaft ø (mm)	shaft flat	suit.for	equiv. no
1	112058	gas tap with ignition flame	-	-	-	Lofra	03Q677
2	112057	switch zero mark	38	8x6.5	bottom	Lofra	03Q665

LOTUS




No.	Order-No.	symbol	t.max. (°C)	ø (mm)	shaft ø (mm)	shaft flat	RA (°)	suit.for	equiv. no
1	110582	energy regulator 0-6 1-circuit	-	40	6x4.6	left	-	Lotus	536013900
2	110583	energy regulator 0-6 2-circuit	-	40	6x4.6	left	-	Lotus	536013500
3	110329	gas tap with ignition flame PEL21/22/23	-	40	6x4.6	left	-	Lotus	536013600
4	111724	gas tap with ignition flame SKG	-	40	6x4.6	top	-	Lotus	536002501
5	111819	gas tap with ignition flame SKG 2-circuit	-	40	6x4.6	top	-	Lotus	536020200
6	110325	gas tap without ignition flame	-	40	6x4.6	bottom	-	Lotus	536002500
7	110877	switch zero mark	-	40	6x4.6	left	-	Lotus	536011500
8	110320	switch 7-position	-	40	6x4.6	left	-	Lotus	536002100




No.	Order-No.	symbol	t.max. (°C)	ø (mm)	shaft ø (mm)	shaft flat	RA (°)	suit.for	equiv. no
9	110321	thermostat	90	40	6x4.6	left	270	Lotus	536002200
10	110322	thermostat	180	40	6x4.6	left	270	Lotus	536002400
11	110667	thermostat	300	40	6x4.6	left	210	Lotus	536002300
12	110324	thermostat	300	40	6x4.6	left	310	Lotus	536002600



No.	Order-No.	symbol	t.max. (°C)	ø (mm)	shaft ø (mm)	shaft flat	suit.for	equiv. no
1	110328	gas thermostat 1-10	-	44	8x6.5	bottom	Lotus	536003100
2	110338	oven	-	62	6x4.6	left	Lotus	536002800
3	110090	switch zero mark	-	38	6x4.6	top	Lotus	536003000
4	110327	switch zero mark	-	45	6x4.6	top	Lotus	536002900
5	110242	thermostat	180	50	6x4.6	top	Lotus	531000300
6	110743	time 15min	-	44	ø5x3.5	on both sides	Lotus	536002000



No.	Order-No.	colour	symbol	t.max. (°C)	suit.for	equiv. no
1	110589	red	energy regulator 0-6 2-circuit	-	Lotus	539018000
2	110584	red	energy regulator 1-6	-	Lotus	539018500
3	110579	red	gas tap with ignition flame	-	Lotus	539022600
4	110876	red	gas tap without ignition flame	-	Lotus	539022500
5	110669	red	gas thermostat	90	Lotus	539022800
6	110670	red	gas thermostat	190	Lotus	539022700
7	110648	red	gas thermostat	300	Lotus	539022900
8	111729	red	gas thermostat	300	Lotus	539008200



No.	Order-No.	colour	symbol	t.max. (°C)	suit.for	equiv. no
9	110668	red	gas thermostat tail	-	Lotus	539023000
10	110565	red	switch 7-position	-	Lotus	539018500
11	110586	red	thermostat	90	Lotus	539018200
12	110566	red	thermostat	110	Lotus	539018600
13	110585	red	thermostat	180	Lotus	539016400
14	110588	red	thermostat	300	Lotus	539018400
15	110587	red	thermostat	320	Lotus	539018300
16	110649	silver	gas thermostat	250	Lotus	539023200



No.	Order-No.	colour	symbol	t.max. (°C)	suit.for	equiv. no
17	111727	silver	gas thermostat	275	Lotus	539023201
18	110600	silver	gas thermostat	300	Lotus	539008100
19	110645	silver	program switch	-	Lotus	539023300
20	110644	silver	thermostat	250	Lotus	539023500
21	110647	silver	thermostat	300	Lotus	539017900
22	110646	silver	time 120min	-	Lotus	539023400
23	111728	silver	time 120min	-	Lotus	539023600



No.	Order-No.	ø (mm)	shaft ø (mm)	suit.for	equiv. no
1	111730	70	10x8	Lotus	536019900
2	111726	70	6x4.6	Lotus	536019700

No.	Order-No.	ø (mm)	shaft ø (mm)	suit.for	equiv. no
3	111725	70	8x6.5	Lotus	536019800

LUXIA



No.	Order-No.	symbol	ø (mm)	shaft ø (mm)	shaft flat	suit.for	equiv. no
1	112287	switch zero mark	43	5x5	-	Luxia	L3001
2	112286	switch zero mark	43	6x4.6	top	Luxia	L3002
3	110431	switch zero mark	43	6x4.6/5x5	-	Luxia	L3000

MALAG / BRETTANIA



No.	Order-No.	symbol	t.max. (°C)	ø (mm)	shaft ø (mm)	shaft flat	suit.for	equiv. no
1	110217	gas tap with ignition flame	-	64	9x7	horizontal	Malag	179922
2	110218	gas thermostat 1-8	-	64	9x7	horizontal	Malag	-
3	110210	switch 0-1-0-1	-	64	6x4.6	bottom	Malag	-
4	110211	switch 4-position	-	64	6x4.6	bottom	Malag	144452
5	110212	switch 7-position	-	64	6x4.6	bottom	Malag	143871
6	110213	thermostat	110	64	6x4.6	bottom	Malag	106100
7	110219	thermostat	210	64	6x4.6	bottom	Malag	106127
8	110215	thermostat	250	64	6x4.6	bottom	Malag	-




No.	Order-No.	symbol	t.max. (°C)	ø (mm)	shaft ø (mm)	shaft flat	suit.for	equiv. no
9	110214	thermostat	300	64	6x4.6	bottom	Malag	106119
10	110216	thermostat	370	64	6x4.6	bottom	Malag	106135
11	111783	thermostat	400	64	6x4.6	bottom	Malag	143872

MARENO



No.	Order-No.	symbol	t.max. (°C)	suit.for	equiv. no
1	110608	energy regulator 1-12	-	Mareno	1039115600
2	110609	energy regulator 2-circuit	-	Mareno	1039115700
3	110607	energy regulator Min/Max	-	Mareno	1986600
4	110601	gas tap with ignition flame	-	Mareno	1039110800
5	110603	gas thermostat	300	Mareno	1930400
6	110437	gas thermostat	325	Mareno	1804800
7	110948	gas thermostat 1-7	-	Mareno	1039121600
8	110602	gas thermostat 1-7	-	Mareno	1039111400



No.	Order-No.	symbol	t.max. (°C)	suit.for	equiv. no
9	110616	oven BH/TH/BH+TH	-	Mareno	1840513
10	110604	switch 0-1-0-1	-	Mareno	1036713200
11	110606	switch 7-position	-	Mareno	1039107300
12	111531	thermostat	90	Mareno	862500
13	110610	thermostat	90	Mareno	1218500
14	110612	thermostat	180	Mareno	1840600
15	110611	thermostat	180	Mareno	1039107200



16 17

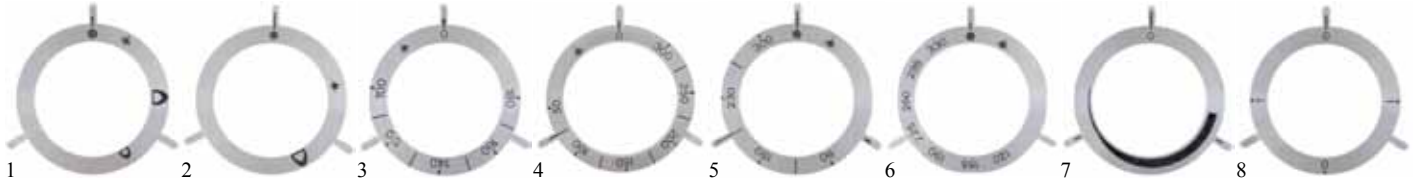
No.	Order-No.	symbol	t.max. (°C)	suit.for	equiv. no
16	110613	thermostat	250	Mareno	1039111500
17	110614	thermostat	300	Mareno	1840400



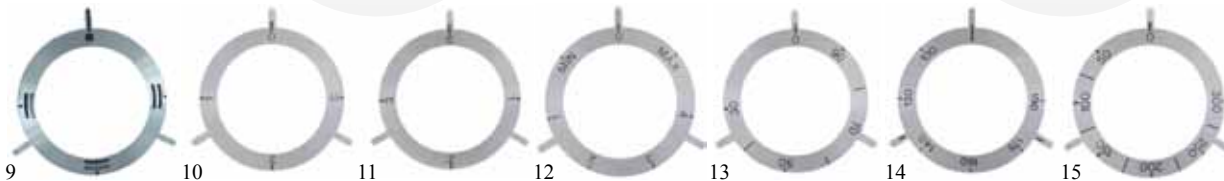
1 2 3 4 5

No.	Order-No.	ø (mm)	shaft ø (mm)	shaft flat	suit.for	equiv. no
1	110364	65	10x8	top	Mareno	1840900
2	110361	65	6x4.6	bottom	Mareno	1036703300
3	110362	65	6x4.6	right	Mareno	1036700900

No.	Order-No.	ø (mm)	shaft ø (mm)	shaft flat	suit.for	equiv. no
4	110360	65	6x4.6	top	Mareno	1840700
5	110363	65	8x7	top	Mareno	1623300



No.	Order-No.	symbol	t.max. (°C)	suit.for	equiv. no
1	110620	gas tap with ignition flame	-	Mareno	1322300
2	110621	gas tap without low flame	-	Mareno	1875100
3	110629	gas thermostat	180	Mareno	1322900
4	110635	gas thermostat	300	Mareno	1322500
5	110622	gas thermostat	300	Mareno	1923300
6	110623	gas thermostat	330	Mareno	1889800
7	110632	graduated	-	Mareno	1875300
8	110624	ON/OFF	-	Mareno	1323700



No.	Order-No.	symbol	t.max. (°C)	suit.for	equiv. no
9	110997	oven BH/TH/BH+TH	-	Mareno	1323500
10	110625	switch 4-position	-	Mareno	2711600
11	110626	switch 4-position	-	Mareno	1322700
12	110627	switch 7-position Min/Max	-	Mareno	1966800
13	110628	thermostat	90	Mareno	1323200
14	110630	thermostat	190	Mareno	1953900
15	110631	thermostat	300	Mareno	1323300


24

Knobs




No.	Order-No.	ø (mm)	shaft ø (mm)	shaft flat	suit.for	equiv. no
1	110388	72	10x8	universal	Mareno	1022200
2	110386	72	6x4.6	universal	Mareno	1508100

No.	Order-No.	ø (mm)	shaft ø (mm)	shaft flat	suit.for	equiv. no
3	110387	72	8x6.5	universal	Mareno	1893400



No.	Order-No.	symbol	t.max. (°C)	suit.for	equiv. no
1	110608	energy regulator 1-12	-	Mareno	1039115600
2	110609	energy regulator 2-circuit	-	Mareno	1039115700
3	110607	energy regulator Min/Max	-	Mareno	1986600
4	110601	gas tap with ignition flame	-	Mareno	1039110800
5	110603	gas thermostat	300	Mareno	1930400
6	110437	gas thermostat	325	Mareno	1804800
7	110948	gas thermostat 1-7	-	Mareno	1039121600
8	110602	gas thermostat 1-7	-	Mareno	1039111400



No.	Order-No.	symbol	t.max. (°C)	suit.for	equiv. no
9	110616	oven BH/TH/BH+TH	-	Mareno	1840513
10	110604	switch 0-1-0-1	-	Mareno	1036713200
11	110606	switch 7-position	-	Mareno	1039107300
12	111531	thermostat	90	Mareno	862500
13	110610	thermostat	90	Mareno	1218500
14	110612	thermostat	180	Mareno	1840600
15	110611	thermostat	180	Mareno	1039107200
16	110613	thermostat	250	Mareno	1039111500



No.	Order-No.	symbol	t.max. (°C)	suit.for	equiv. no
17	110614	thermostat	300	Mareno	1840400



No.	Order-No.	ø (mm)	shaft ø (mm)	flattening	suit.for	equiv. no
1	112519	67	6x4.6	horizontal	Mareno	CR0502150

No.	Order-No.	ø (mm)	shaft ø (mm)	flattening	suit.for	equiv. no
2	112518	67	6x4.6	vertical	Mareno	CR0502140



No.	Order-No.	symbol	t.max. (°C)	ø (mm)	shaft ø (mm)	shaft flat	suit.for	equiv. no
1	110995	energy regulator 1-6	-	67	6x4.6	top	Mareno	CM062500
2	110993	gas tap with ignition flame	-	67	10x8	top	Mareno	CM061600
3	110894	gas tap with ignition flame	-	67	8x6.5	top	Mareno	CM061700
4	110440	gas tap without ignition flame	-	67	10x8	top	Mareno	CM061501
5	111502	gas thermostat	90	67	8 x 6	top	Mareno	CM140200
6	110460	gas thermostat	300	67	10x8	top	Mareno	CM062401
7	110999	oven BH/TH/BH+TH	-	67	6x4.6	top	Mareno	CM059700
8	111503	switch 0-1-0-1	-	67	6x4.6	top	Mareno	CM140000



No.	Order-No.	symbol	t.max. (°C)	ø (mm)	shaft ø (mm)	shaft flat	suit.for	equiv. no
9	110994	switch 7-position	-	67	6x4.6	top	Mareno	CM062100
10	110410	thermostat	60	67	6x4.6	top	Mareno	CM062200
11	110415	thermostat	190	67	10x8	top	Mareno	CM062301
12	110998	thermostat	300	67	6x4.6	top	Mareno	CM059800
13	110996	thermostat	330	67	10x8	top	Mareno	CM058001
14	514061	water cold	-	67	10x8	variable	Mareno	CM143100
15	514245	water hot	-	67	10x8	variable	Mareno	CM143200



No.	Order-No.	symbol	ø (mm)	shaft ø (mm)	shaft flat	suit.for	equiv. no
1	110450	switch zero mark	50	6x4.6	bottom	Mareno	1036702300
2	110405	switch zero mark	50	6x4.6	left	Mareno	1036700500
3	110408	switch zero mark	50	6x4.6	right	Mareno	1036702200
4	111500	switch zero mark	50	6x4.6	top	Mareno	1036702600
5	110463	switch zero mark	50	6x4.6	top	Mareno	1036700700
6	110406	switch zero mark	50	6x4.6	top	Mareno	1036700300



No.	Order-No.	symbol	t.max. (°C)	ø (mm)	shaft ø (mm)	shaft flat	suit.for	equiv. no
1	110895	graduated	-	50	6x4.6	top	Mareno	1031019000
2	111501	switch zero mark	-	40	-	-	Mareno	1036700400
3	110407	switch zero mark	-	40	14	special	Mareno	1036702400
4	110093	switch zero mark	-	42	5x5	-	Mareno	450323
5	110896	thermostat	180	45	6x4.6	right	Mareno	1031019800
6	110422	thermostat	300	45	6x4.6	right	Mareno	1031019900
7	110421	time 60min	-	45	6x4.6	right	Mareno	1031020000

MARZOCCO



1

No.	Order-No.	symbol	ø (mm)	shaft ø (mm)	shaft flat	suit.for	equiv. no
1	111068	switch zero mark	30	6x5	vertical	Marzocco	-

MAZZER



1

No.	Order-No.	symbol	ø (mm)	shaft ø (mm)	shaft flat	suit.for	equiv. no
1	111175	switch zero mark	42	4x4		Mazzer	-

MBM ITALY



1

2

3

4

No.	Order-No.	symbol	ø (mm)	shaft ø (mm)	shaft flat	suit.for	equiv. no
1	110041	gas tap with ignition flame	65	10x8	left	MBM Italia	RTCU900028
2	110766	gas thermostat 1-8	65	8x6.5	bottom	MBM Italia	RTCU700031
3	110040	gas thermostat 1-8	65	8x6.5	bottom	MBM Italia	RTCU700031
4	110768	switch 7-position	65	6x4.6	top	MBM Italia	RTCU700075



1

2

3

4

5

6

7

8

No.	Order-No.	symbol	t.max. (°C)	ø (mm)	shaft ø (mm)	shaft flat	suit.for	equiv. no
1	110297	gas tap with ignition flame	-	76	10x8	left	MBM Italia	RTCU800014
2	112094	gas tap with ignition flame	-	76	10x8	top	MBM Italia	164360
3	112091	switch 0-1	-	76	6x4.6	right	MBM Italia	164377
4	110827	switch 0-1	-	76	6x4.6	top	MBM Italia	RTCU800062
5	112090	switch 4-position	-	76	6x4.6	right	MBM Italia	164374
6	110807	switch 4-position	-	76	6x4.6	top	MBM Italia	RTCP800104
7	112095	switch 7-position	-	76	6x4.6	right	MBM Italia	164388
8	110769	switch 7-position	-	76	6x4.6	top	MBM Italia	RTCU800059



9

10

11


No.	Order-No.	symbol	t.max. (°C)	ø (mm)	shaft ø (mm)	shaft flat	suit.for	equiv. no
9	110821	thermostat	90	76	6x4.6	top	MBM Italia	RTBF800036
10	112087	water cold	-	76	10x8	top	MBM Italia	164362
11	112096	water hot	-	76	10x8	top	MBM Italia	164390




No.	Order-No.	symbol	t.max. (°C)	ø (mm)	shaft ø (mm)	shaft flat	suit.for	equiv. no
1	112086	gas thermostat	90	76	10x8	top	MBM Italia	164396
2	112093	gas thermostat 1-8	-	76	10x8	left	MBM Italia	164393
3	110298	gas thermostat 1-8	-	76	8x6.5	left	MBM Italia	RTCU800018
4	112099	thermostat	90	76	6x4.6	top	MBM Italia	164391
5	112088	thermostat	200	76	6x4.6	right	MBM Italia	164376
6	110826	thermostat	200	76	6x4.6	top	MBM Italia	RTCU800060
7	112097	thermostat	300	76	6x4.6	right	MBM Italia	164389
8	110299	thermostat	300	76	6x4.6	top	MBM Italia	RTCU800103



No.	Order-No.	symbol	t.max. (°C)	ø (mm)	shaft ø (mm)	shaft flat	suit.for	equiv. no
9	112089	thermostat 1-8	-	76	10x8	bottom	MBM Italia	164392
10	112092	thermostat 1-8	-	76	10x8	top	MBM Italia	164395
11	111760	thermostat 1-8	-	76	8x5.5	top	MBM Italia	RTBF800085



No.	Order-No.	symbol	t.max. (°C)	ø (mm)	shaft ø (mm)	shaft flat	suit.for	equiv. no
1	110791	energy regulator 1-3	-	70	6x4.6	top	MBM Italia	168877+RTCU700462
2	110792	energy regulator 1-3	-	70	6x4.6	top	MBM Italia	RTCU700612
3	111826	gas tap with ignition flame	-	70	10x8	left	MBM Italia	169882
4	110799	gas tap with ignition flame	-	70	8x6.5	left	MBM Italia	RTCU700489
5	110757	gas tap with ignition flame	-	70	8x6.5	top	MBM Italia	RTCU700308
6	110744	gas tap without ignition flame	-	70	8x6.5	top	MBM Italia	RTCU600064
7	110793	gas thermostat	280	70	6x4.6	top	MBM Italia	169885
8	110759	gas thermostat 1-8	-	70	8x6.5	top	MBM Italia	170422



No.	Order-No.	symbol	t.max. (°C)	ø (mm)	shaft ø (mm)	shaft flat	suit.for	equiv. no
9	110797	gas thermostat 1-8	-	70	8x6.5	top	MBM Italia	RTCU600033
10	110794	oven	-	70	6x4.6	top	MBM Italia	RTCU600195
11	110795	oven	-	70	6x4.6	top	MBM Italia	RTCU700453
12	110825	switch 0-1	-	70	6x4.6	top	MBM Italia	RTCU700421
13	110820	switch 0-1	-	70	6x4.6	top	MBM Italia	RTCU700421
14	110806	switch 4-position	-	70	6x4.6	top	MBM Italia	RTCU700436
15	110767	switch 7-position	-	70	6x4.6	top	MBM Italia	RTCU700403
16	110809	thermostat	90	75	6x4.6	top	MBM Italia	RTCU700420



No.	Order-No.	symbol	t.max. (°C)	ø (mm)	shaft ø (mm)	shaft flat	suit.for	equiv. no
17	112048	thermostat	200	70	6x4.6	top	MBM Italia	Knebel bis 200°C (10
18	110823	thermostat	200	70	6x4.6	top	MBM Italia	RTCU700594
19	110796	thermostat	300	70	6x4.6	top	MBM Italia	RTCU700437
20	110802	thermostat	300	70	6x4.6	top	MBM Italia	RTCU700434
21	112101	thermostat	400	70	6x4.6	top	MBM Italia	RTCU700644
22	111756	water cold	-	70	10x8	left	MBM Italia	RTCU700482
23	111755	water hot	-	70	10x8	left	MBM Italia	RTCU700481



No.	Order-No.	symbol	t.max. (°C)	suit.for	equiv. no
1	111920	gas tap with ignition flame	-	MBM Italia	RTCU700309
2	111921	gas tap without ignition flame	-	MBM Italia	RTCU600063
3	112205	gas thermostat 1-8	-	MBM Italia	RTCU700343
4	111919	oven	-	MBM Italia	RTCU700347
5	112098	switch 4-position	-	MBM Italia	RTCU700350
6	111922	switch 7-position	-	MBM Italia	RTCU700346
7	111918	thermostat	90	MBM Italia	RTCU700348
8	112165	thermostat	200	MBM Italia	166694



No.	Order-No.	symbol	t.max. (°C)	suit.for	equiv. no
9	112905	thermostat	400	MBM Italia	RTCU700645




No.	Order-No.	ø (mm)	shaft ø (mm)	shaft flat	suit.for	equiv. no
1	112104	70	6x4.6	horizontal	MBM Italia	168877
2	112196	70	6x4.6	left	MBM Italia	168863


No.	Order-No.	ø (mm)	shaft ø (mm)	shaft flat	suit.for	equiv. no
3	111929	70	8x6.5	top	MBM Italia	168861



No.	Order-No.	symbol	t.max. (°C)	ø (mm)	shaft ø (mm)	shaft flat	suit.for	equiv. no
1	112180	gas tap with ignition flame	-	70	10x8	top	MBM Italia	160464
2	112182	gas thermostat	90	70	10x8	top	MBM Italia	160471
3	112082	switch 0-1	-	70	6x4.6	right	MBM Italia	160900
4	112084	thermostat	90	70	6x4.6	right	MBM Italia	160439
5	112083	thermostat	200	70	6x4.6	right	MBM Italia	160902
6	112181	water cold	-	70	10x8	top	MBM Italia	160472
7	112085	water hot	-	70	10x8	top	MBM Italia	160953



No.	Order-No.	symbol	t.max. (°C)	suit.for	equiv. no
1	112076	gas tap with ignition flame	-	MBM Italia	164581
2	112077	gas thermostat	310	MBM Italia	164582
3	112073	switch 4-position	-	MBM Italia	164604
4	112074	switch 7-position	-	MBM Italia	164577
5	112075	thermostat	300	MBM Italia	164584
6	112072	water cold	-	MBM Italia	164580
7	112071	water hot	-	MBM Italia	164586



No.	Order-No.	ø (mm)	shaft ø (mm)	shaft flat	suit.for	equiv. no	No.	Order-No.	ø (mm)	shaft ø (mm)	shaft flat	suit.for	equiv. no
1	112067	70	10x8	top	MBM Italia	165927	2	112184	70	6x4.6	right	MBM Italia	168847



No.	Order-No.	symbol	t.max. (°C)	ø (mm)	shaft ø (mm)	shaft flat	suit.for	equiv. no
1	110758	gas tap with ignition flame	-	70	10x8	top	MBM Italia	160464
2	110828	gas thermostat	90	70	10x8	top	MBM Italia	160471
3	110800	gas thermostat	310	75	10x8	bottom	MBM Italia	160540
4	112065	switch 4-position	-	70	6x4.6	right	MBM Italia	160442
5	110789	switch 7-position	-	68	6x4.6	right	MBM Italia	160343
6	110798	thermostat	300	70	6x4.6	right	MBM Italia	160440
7	112064	thermostat	300	70	6x4.6	right	MBM Italia	163875
8	110808	water cold	-	68	10x8	top	MBM Italia	160472



1

No.	Order-No.	ø (mm)	shaft ø (mm)	shaft flat	suit.for	equiv. no
1	112066	70	8x6.5	top	MBM Italia	161671



1



2



3

No.	Order-No.	symbol	ø (mm)	shaft ø (mm)	shaft flat	suit.for	equiv. no
1	110295	switch zero mark	55	6x4.6	top	MBM Italia	RTFOC00055
2	111757	switch zero mark	65	6x4.6	top	MBM Italia	RTFOC00361
3	112070	zero mark	56	6x4.6	top	MBM Italia	160910



1



2

No.	Order-No.	symbol	ø (mm)	shaft ø (mm)	shaft flat	suit.for	equiv. no
1	112011	switch zero mark	41	6x4.6	top	MBM Italia	161796
2	111741	switch zero mark	49	6x4.6	top	MBM Italia	RTFOC00251

MEIKO

1

No.	Order-No.	symbol	ø (mm)	shaft ø (mm)	shaft flat	suit.for	equiv. no
1	110151	switch zero mark	40	6x4.6	top	Meiko	0108018

MELITTA

1

No.	Order-No.	symbol	ø (mm)	shaft ø (mm)	shaft flat	suit.for	equiv. no
1	112948	switch zero mark	30	6x4.6	right	Melitta	11543

MELTEM

1



2

No.	Order-No.	symbol	ø (mm)	shaft ø (mm)	shaft flat	suit.for	equiv. no
1	112053	gas tap without ignition flame	55	6x4.6	universal	Meltem	GB-01 6mm
2	112080	gas tap without ignition flame	55	8x6.5	universal	Meltem	GB-01 8mm

MERCURY



No.	Order-No.	symbol	t.max. (°C)	ø (mm)	shaft ø (mm)	shaft flat	suit.for	equiv. no
1	110337	switch zero mark	-	38	6x4.6	top	Mercury	03.1.1851.0
2	110054	switch zero mark	-	38	6x4.6	top	Mercury	03.1.1851.0
3	110401	switch 0-1	-	42	6x4.6	top	Mercury	03.1.1815.0
4	110402	thermostat	110	42	6x4.6	top	Mercury	03.1.1816.0

MKN



No.	Order-No.	symbol	t.max. (°C)	ø (mm)	shaft ø (mm)	shaft flat	suit.for	equiv. no
1	110640	energy regulator 1-10	-	53	6x4.6	right	MKN	209230
2	110637	ON/OFF	-	54	6x4.6	top	MKN	209227
3	111887	switch 7-position	-	53	6x4.6	top	MKN	209226
4	110638	thermostat	110	53	6x4.6	top	MKN	209229
5	110636	thermostat	185	53	6x4.6	top	MKN	209232
6	110641	thermostat	300	52	6x4.6	top	MKN	209228



No.	Order-No.	symbol	t.max. (°C)	ø (mm)	shaft ø (mm)	shaft flat	suit.for	equiv. no
1	111862	energy regulator 1-10	-	65	6x4.6	top	MKN	209904
2	111867	gas tap with ignition flame EGA24197/PEL	-	65	6x4.6	left	MKN	209906
3	111863	gas tap with ignition flame EGA24197/PEL	-	65	6x4.6	right	MKN	209907
4	111864	gas tap with ignition flame EGA24197/PEL	-	65	6x4.6	top	MKN	209908
5	111902	gas tap with ignition flame EGA26440	-	65	6x4.6	right	MKN	209944
6	111886	gas tap with ignition flame EGA26440	-	65	6x4.6	top	MKN	209013
7	111781	OECO/HAND	-	65	6x4.6	top	MKN	209051
8	111889	oven TH/BH/TH+BH	-	65	6x4.6	right	MKN	209248



No.	Order-No.	symbol	t.max. (°C)	ø (mm)	shaft ø (mm)	shaft flat	suit.for	equiv. no
9	112526	potentiometer	-	71	6x4.6	top	MKN	209481
10	111778	switch 0-1-0-1	-	65	6x4.6	top	MKN	209900
11	110198	switch 4-position	-	65	6x4.6	top	MKN	209012
12	111779	switch 7-position	-	65	6x4.6	top	MKN	209905
13	110199	thermostat	110	65	6x4.6	top	MKN	209901
14	111905	thermostat	185	65	6x4.6	top	MKN	209902
15	111888	thermostat	300	65	6x4.6	top	MKN	209903



16

17

18

No.	Order-No.	symbol	t.max. (°C)	ø (mm)	shaft ø (mm)	shaft flat	suit.for	equiv. no
16	111780	thermostat 1-10	-	65	6x4.6	top	MKN	209052
17	111868	thermostat 1-10	-	65	6x4.6	top	MKN	209930
18	111938	time 15min	-	65	6x4.6	top	MKN	209075



1

No.	Order-No.	symbol	ø (mm)	shaft ø (mm)	suit.for	equiv. no
1	111885	switch zero mark	21	6	MKN	209224

MOBILE CONTAINING



1

2

No.	Order-No.	symbol	t.max. (°C)	ø (mm)	shaft ø (mm)	shaft flat	suit.for	equiv. no
1	111904	thermostat	120	39	6x4.6	top	Mobile Containing	957061
2	111903	thermostat	270	39	6x4.6	top	Mobile Containing	957060

MODULAR



1

2

3

4

5

6

7

8

No.	Order-No.	symbol	t.max. (°C)	ø (mm)	shaft ø (mm)	shaft flat	suit.for	equiv. no
1	110015	gas tap with ignition flame	-	62	8x6.5	top	Modular	61200100
2	110671	gas tap without ignition flame	-	62	8x6.5	bottom	Modular	61204600
3	110672	gas tap without ignition flame	-	62	8x6.5	top	Modular	61200000
4	110688	gas thermostat	-	62	8x6.5	top	Modular	61203100
5	110683	gas thermostat	300	62	8x6.5	top	Modular	61200800
6	110019	graduated Min/Max	-	62	6x4.6	top	Modular	61202800
7	110678	oven	-	62	6x4.6	top	Modular	61204400
8	110717	switch zero mark	-	62	6x4.6	top	Modular	61201000



9

10

11

12

No.	Order-No.	symbol	t.max. (°C)	ø (mm)	shaft ø (mm)	shaft flat	suit.for	equiv. no
9	110691	switch 4-position	-	62	6x4.6	top	Modular	61201500
10	110675	switch 7-position	-	62	6x4.6	top	Modular	61200200
11	110694	thermostat	90	62	6x4.6	top	Modular	61200500
12	110673	thermostat	110	62	6x4.6	top	Modular	61201200



13

14

15

No.	Order-No.	symbol	t.max. (°C)	ø (mm)	shaft ø (mm)	shaft flat	suit.for	equiv. no
13	110699	thermostat	180	62	6x4.6	top	Modular	61200400
14	110682	thermostat	270	62	8x6.5	top	Modular	61204200
15	110685	thermostat	300	62	6x4.6	top	Modular	61200300



1

2

3

4

5

6

7

8

No.	Order-No.	symbol	t.max. (°C)	ø (mm)	shaft ø (mm)	shaft flat	suit.for	equiv. no
1	110735	gas tap with ignition flame	-	72	10x8	top	Modular	61202900
2	110016	gas tap with ignition flame	-	72	8x6.5	top	Modular	61201700
3	110689	gas thermostat	-	72	8x6.5	top	Modular	61203200
4	110684	gas thermostat	300	72	8x6.5	top	Modular	61202200
5	110679	graduated Min/Max	-	72	6x4.6	top	Modular	61202600
6	110928	switch zero mark	-	72	6x4.6	top	Modular	61202300
7	110697	switch zero mark	-	72	6x4.6	top	Modular	61202300
8	110692	switch 4-position	-	72	6x4.6	top	Modular	61202400



9

10

11

12

No.	Order-No.	symbol	t.max. (°C)	ø (mm)	shaft ø (mm)	shaft flat	suit.for	equiv. no
9	110676	switch 7-position	-	72	6x4.6	top	Modular	61201800
10	110695	thermostat	90	72	6x4.6	top	Modular	61202100
11	110700	thermostat	180	72	6x4.6	top	Modular	61202000
12	110686	thermostat	300	72	6x4.6	top	Modular	61201900



1

2

3

4

5

6

7

8

No.	Order-No.	symbol	t.max. (°C)	ø (mm)	shaft ø (mm)	shaft flat	suit.for	equiv. no
1	110736	gas tap with ignition flame	-	82	8x6.5	top	Modular	91201200
2	110674	gas tap with ignition flame	-	82	8x6.5	top	Modular	91200300
3	110681	gas thermostat	-	82	8x6.5	top	Modular	91200400
4	110680	graduated Min/Max	-	82	6x4.6	top	Modular	91200700
5	110698	switch zero mark	-	82	6x4.6	top	Modular	91201300
6	110693	switch 4-position	-	82	6x4.6	top	Modular	91200800
7	110677	switch 7-position	-	82	6x4.6	top	Modular	91201100
8	110696	thermostat	90	82	6x4.6	top	Modular	91201000



No.	Order-No.	symbol	t.max. (°C)	ø (mm)	shaft ø (mm)	shaft flat	suit.for	equiv. no
9	110733	thermostat	180	82	6x4.6	top	Modular	91200900
10	110687	thermostat	300	82	6x4.6	top	Modular	91200500



No.	Order-No.	symbol	t.max. (°C)	ø (mm)	shaft ø (mm)	shaft flat	suit.for	equiv. no
1	111915	-	-	37	-	-	Modular	M564001500
2	111914	thermostat	90	30	6x4.6	top	Modular	M564010800

MORETTI



No.	Order-No.	symbol	t.max. (°C)	ø (mm)	shaft ø (mm)	shaft flat	suit.for	equiv. no
1	112941	thermostat	500	50	6x4.6	bottom	Moretti	73601100
2	112940	thermostat 1-10	-	50	6x4.6	bottom	Moretti	73600130
3	111769	thermostat 1-10	-	54	6x4.6	bottom	Moretti	72800360

MORICE



No.	Order-No.	symbol	t.max. (°C)	ø (mm)	shaft ø (mm)	shaft flat	suit.for	equiv. no
1	110075	energy regulator 1-3	-	50	6x4.6	top	Morice	DE0951
2	112201	gas tap without ignition flame	-	52	5x7	universal	Morice	DM1155 1
3	112202	gas tap without ignition flame	-	52	7x7	-	Morice	DM1155 2
4	112204	gas tap without ignition flame	-	72	10x8	right	Morice	DM2119
5	112200	gas tap without ignition flame	-	72	7x7	-	Morice	DM1152 1
6	112203	gas tap without ignition flame	-	72	8x6.5	bottom	Morice	DM2111
7	110253	switch zero mark	-	50	6x4.6	top	Morice	DE0203
8	110245	thermostat	300	50	6x4.6	top	Morice	TH1075



No.	Order-No.	symbol	t.max. (°C)	ø (mm)	shaft ø (mm)	shaft flat	suit.for	equiv. no
9	110247	thermostat	350	50	6x4.6	top	Morice	TH1077

NAGEMA



No.	Order-No.	symbol	t.max. (°C)	suit.for	equiv. no
1	110486	gas oven	-	Nagama	9163395
2	110487	gas thermostat 1-8	-	Nagama	9163396

No.	Order-No.	symbol	t.max. (°C)	suit.for	equiv. no
3	110488	thermostat	300	Nagama	9163389



No.	Order-No.	ø (mm)	shaft ø (mm)	shaft flat	suit.for	equiv. no
1	110481	68	6x4.6	top	Nagama	100180.05

NAOMI GRILLS



No.	Order-No.	symbol	t.max. (°C)	ø (mm)	shaft ø (mm)	shaft flat	suit.for	equiv. no
1	110075	energy regulator 1-3		50	6x4.6	top	Naomi-Grills	161
2	110250	gas tap without ignition flame		50	6x4.6	top	Naomi-Grills	130

NAYATI




No.	Order-No.	symbol	t.max. (°C)	ø (mm)	shaft ø (mm)	shaft flat	suit.for	equiv. no
1	112032	energy regulator 1-12	-	76	6x4.6	top	Nayati	PD405H
2	112030	gas tap with ignition flame	-	76	8x6.5	left	Nayati	PD405I
3	112035	switch 0-1-0-1	-	76	6x4.6	top	Nayati	PD405H
4	112031	switch 7-position	-	76	6x4.6	top	Nayati	PD405H
5	112034	thermostat	110	76	6x4.6	top	Nayati	PD405H+N
6	110121	thermostat	200	50	6x4.6	top	Nayati	GS2231
7	112036	thermostat	200	76	6x4.6	top	Nayati	PD405R
8	112033	thermostat	300	76	6x4.6	top	Nayati	PD405H+P

OEM



No.	Order-No.	symbol	ø (mm)	shaft ø (mm)	shaft flat	suit.for	equiv. no
1	110162	potentiometer	18.5	6	-	OEM	AC05100
2	111985	switch zero mark	42	6x4.6	bottom	OEM	AC00600
3	110932	switch zero mark	42	6x4.6	top	OEM	AC06200

OFFCAR



No.	Order-No.	symbol	t.max. (°C)	ø (mm)	shaft ø (mm)	shaft flat	suit.for	equiv. no
1	110985	gas tap with ignition flame	-	70	10x8	bottom	Offcar	401401
2	110980	gas tap with ignition flame	-	70	8x6.5	bottom	Offcar	401405
3	110983	gas thermostat 1-8	-	70	10x8	top	Offcar	401411
4	110982	gas thermostat 1-8	-	70	8x6.5	top	Offcar	401415
5	110988	switch 0-1	-	70	6x4.6	top	Offcar	401469
6	110992	switch 0-1-2	-	70	6x4.6	top	Offcar	401477
7	110986	switch 4-position	-	70	6x4.6	top	Offcar	401451
8	110981	switch 7-position	-	70	6x4.6	top	Offcar	401441



No.	Order-No.	symbol	t.max. (°C)	ø (mm)	shaft ø (mm)	shaft flat	suit.for	equiv. no
9	110991	thermostat	-	70	6x4.6	bottom	Offcar	401483
10	110987	thermostat	90	70	6x4.6	top	Offcar	401431
11	110989	thermostat	200	70	6x4.6	top	Offcar	401461
12	110990	thermostat	300	70	6x4.6	top	Offcar	401421

OLIS



No.	Order-No.	symbol	t.max. (°C)	ø (mm)	shaft ø (mm)	shaft flat	suit.for	equiv. no
1	110950	gas tap with ignition flame	-	65	6x4.6	top	Olis	8215400
2	110973	gas thermostat	190	65	10x8	top	Olis	8215503
3	110957	gas thermostat	260	65	10x8	top	Olis	8215502
4	110956	gas thermostat	320	65	10x8	top	Olis	8215500
5	110965	graduated	-	65	6x4.6	top	Olis	8215800
6	110972	switch 0-1	-	65	6x4.6	top	Olis	8215700
7	110951	switch 7-position	-	65	6x4.6	top	Olis	8215600
8	110969	thermostat	80	65	6x4.6	bottom	Olis	8215301



No.	Order-No.	symbol	t.max. (°C)	ø (mm)	shaft ø (mm)	shaft flat	suit.for	equiv. no
9	110954	thermostat	110	65	6x4.6	top	Olis	8219307
10	110967	thermostat	150	65	6x4.6	top	Olis	8215303
11	110975	thermostat	190	65	6x4.6	top	Olis	8215304
12	110962	thermostat	240	65	6x4.6	top	Olis	9998191009
13	110953	thermostat	270	65	6x4.6	top	Olis	8215601
14	110966	thermostat	300	65	6x4.6	top	Olis	8215305



15

16

No.	Order-No.	symbol	t.max. (°C)	ø (mm)	shaft ø (mm)	shaft flat	suit.for	equiv. no
15	110963	thermostat	300	65	6x4.6	top	Olis	9998191000
16	110961	thermostat	300	65	6x4.6	top	Olis	8215300



1

2

3

4

5

6

7

8

No.	Order-No.	symbol	t.max. (°C)	ø (mm)	shaft ø (mm)	shaft flat	suit.for	equiv. no
1	110353	gas tap with ignition flame	-	77	10x8	bottom	Olis	2599001
2	110959	gas thermostat 1-8	-	77	10x8	bottom	Olis	2599006
3	110968	gas thermostat 1-8	-	77	10x8	left	Olis	2599005
4	110960	gas thermostat 1-8	-	77	10x8	top	Olis	2599002
5	110952	switch 7-position	-	77	6x4.6	top	Olis	2994360
6	110955	thermostat	90	77	6x4.6	top	Olis	2994320
7	110974	thermostat	180	77	6x4.6	top	Olis	2994380
8	110976	thermostat	190	77	6x4.6	top	Olis	2994370



9

10

11

12

No.	Order-No.	symbol	t.max. (°C)	ø (mm)	shaft ø (mm)	shaft flat	suit.for	equiv. no
9	110964	thermostat	240	77	6x4.6	top	Olis	2994390
10	110978	thermostat	300	77	6x4.6	top	Olis	2994340
11	110979	thermostat 1-12	-	77	6x4.6	top	Olis	2994330
12	110971	water	-	77	10x8	top	Olis	2599003



1

2

No.	Order-No.	symbol	ø (mm)	shaft ø (mm)	shaft flat	suit.for	equiv. no
1	110052	gas tap with ignition flame	72	10x8	bottom	Olis	A019390
2	110958	gas thermostat 1-8	72	10x8	bottom	Olis	A019391



1

2

No.	Order-No.	symbol	t.max. (°C)	ø (mm)	shaft ø (mm)	shaft flat	suit.for	equiv. no
1	112557	gas tap with ignition flame	-	65	8x6.5	top	Olis	2599200
2	112517	thermostat	300	65	6x4.6	top	Olis	2599214




No.	Order-No.	symbol	ø (mm)	shaft ø (mm)	shaft flat	suit.for	equiv. no
1	110053	gas tap with ignition flame	60	10x8	top	Olis	A019300
2	112558	gas tap with ignition flame	65	8x6.5	top	Olis	2599250
3	111747	switch zero mark	40	6x4.6	top	Olis	3199020
4	110977	switch zero mark	57	6x4.6	top	Olis	A037800

PALUX



No.	Order-No.	symbol	t.max. (°C)	ø (mm)	shaft ø (mm)	shaft flat	suit.for	equiv. no
1	110235	energy regulator 1-3	-	50	6x4.6	top	Palux	341894
2	110708	energy regulator 1-6 + MAX	-	60	6x4.6	left	Palux	351431
3	111548	gas tap with ignition flame	-	54	6x4.6	bottom	Palux	835099
4	110250	gas tap without ignition flame	-	50	6x4.6	top	Palux	093823
5	110232	switch 4-position	-	50	6x4.6	top	Palux	086517
6	110234	switch 7-position	-	50	6x4.6	top	Palux	086517
7	110241	thermostat	110	50	6x4.6	top	Palux	086533
8	110242	thermostat	180	50	6x4.6	top	Palux	088013



No.	Order-No.	symbol	t.max. (°C)	ø (mm)	shaft ø (mm)	shaft flat	suit.for	equiv. no
9	110244	thermostat	250	50	6x4.6	top	Palux	649058
10	110245	thermostat	300	50	6x4.6	top	Palux	087432

PIEFPE



No.	Order-No.	symbol	t.max. (°C)	ø (mm)	shaft ø (mm)	shaft flat	suit.for	equiv. no
1	110568	switch zero mark	-	40	6x4.6	top	Pieffe	3018
2	112026	thermostat	270	50	6x4.6	top	Pieffe	0034

PIRON



No.	Order-No.	symbol	ø (mm)	shaft ø (mm)	shaft flat	suit.for	equiv. no
1	111239	switch zero mark	47	6x4.6	rectangular	Piron	MAN30008
2	111238	switch zero mark	47	6x4.6	top	Piron	MAN30001

PIZZA GROUP



1 2 3

No.	Order-No.	symbol	t.max. (°C)	suit.for	equiv. no
1	110892	thermostat	210	Pizza-Group	5820290
2	112164	thermostat	500	Pizza-Group	5820200

No.	Order-No.	symbol	t.max. (°C)	suit.for	equiv. no
3	110893	thermostat	500	Pizza-Group	5820280



1

No.	Order-No.	ø (mm)	shaft ø (mm)	suit.for	equiv. no
1	110642	46	6x4.6	Pizza-Group	4102950



1 2

No.	Order-No.	symbol	t.max. (°C)	ø (mm)	shaft ø (mm)	shaft flat	suit.for	equiv. no
1	110970	switch zero mark		19	6	-	Pizza-Group	5873320
2	110253	switch zero mark		50	6x4.6	top	Pizza-Group	5873160

POLYDOR



1 2

No.	Order-No.	symbol	ø (mm)	shaft ø (mm)	shaft flat	suit.for	equiv. no
1	110153	gas tap without ignition flame	50	6x4.6	left	Polydor	202630
2	110232	switch 4-position	50	6x4.6	top	Polydor	202150

POTIS



1 2

No.	Order-No.	symbol	ø (mm)	shaft ø (mm)	shaft flat	suit.for	equiv. no
1	110149	gas tap without ignition flame	50	6x4.6	right	Potis	PT0114
2	110234	switch 7-position	50	6x4.6	top	Potis	PT0113

RANCILIO

group 1



1

No.	Order-No.	symbol	ø (mm)	shaft ø (mm)	shaft flat
1	111102	switch zero mark	42	5x5	

group 2



1

2

3

4

No.	Order-No.	symbol	ø (mm)	shaft ø (mm)	shaft flat
1	110917	switch zero mark	34	6x6	rectangular
2	110914	0-1	-	-	-

No.	Order-No.	symbol	ø (mm)	shaft ø (mm)	shaft flat
3	110915	2-0-1	-	-	-
4	110916				

RATIONAL



1

2

3

4

5

6

No.	Order-No.	symbol	t.max. (°C)	ø (mm)	shaft ø (mm)	shaft flat	suit.for	equiv. no
1	110253	switch zero mark	-	50	6x4.6	top	Rational	3013.0113
2	110254	thermostat	80	50	6x4.6	top	Rational	3013.0114
3	110244	thermostat	250	50	6x4.6	top	Rational	3013.0301
4	110245	thermostat	300	50	6x4.6	top	Rational	3013.0201
5	110251	time 120min + permanent ON	-	50	6x4.6	top	Rational	3013.0105
6	110252	time 120min + permanent ON	-	50	6x4.6	top	Rational	3013.0108



1

2

3

4

5

6

No.	Order-No.	symbol	ø (mm)	shaft ø (mm)	shaft flat	suit.for	equiv. no
1	111957	-	60	6x4.6	universal	Rational	3013.0355
2	111963	-	69	5	-	Rational	16.00.232
3	110263	switch zero mark	40	6	-	Rational	3013.0325
4	110262	switch zero mark	42	6x4.6	top	Rational	3013.0330
5	110259	switch zero mark	45	6x4.6	top	Rational	3013.0344
6	111958	switch zero mark	50	6x4.6	top	Rational	16.00.282

RAULWING



No.	Order-No.	symbol	t.max. (°C)	ø (mm)	shaft ø (mm)	shaft flat	suit.for	equiv. no
1	110250	gas tap without ignition flame	-	50	6x4.6	top	Raulwing	16215
2	110150	gas tap without ignition flame	-	50	8x5.5	right	Raulwing	16144
3	111871	gas tap without ignition flame	-	52	6x4.6	right	Raulwing	16144
4	110119	thermostat	110	50	6x4.6	top	Raulwing	110119

RIEBER



No.	Order-No.	symbol	t.max. (°C)	ø (mm)	shaft ø (mm)	shaft flat	suit.for	equiv. no
1	111872	graduated	-	37	6x4.6	left	Rieber	33353024
2	111900	switch zero mark	-	28	6.4	-	Rieber	33353025
3	111865	tail 1-3	-	42	6x4.6	top	Rieber	33353026
4	111899	thermostat	110	50	6x4.6	left	Rieber	33353017
5	110241	thermostat	110	50	6x4.6	top	Rieber	33353019

RM GASTRO



No.	Order-No.	symbol	t.max. (°C)	ø (mm)	shaft ø (mm)	shaft flat	suit.for	equiv. no
1	112926	energy regulator 1-3	-	42	6x4.6	top	RM-Gastro	402590500
2	112927	gas tap without ignition flame	-	42	6x4.6	right	RM-Gastro	402593200
3	112928	gas tap without ignition flame	-	42	6x4.6	top	RM-Gastro	402593100
4	112925	switch 7-position	-	42	6x4.6	top	RM-Gastro	402593300
5	112919	thermostat	90	42	6x4.6	right	RM-Gastro	402591100
6	112920	thermostat	90	42	6x4.6	top	RM-Gastro	402591000
7	112918	thermostat	110	42	6x4.6	top	RM-Gastro	402592130
8	112921	thermostat	190	42	6x4.6	bottom	RM-Gastro	402592005



No.	Order-No.	symbol	t.max. (°C)	ø (mm)	shaft ø (mm)	shaft flat	suit.for	equiv. no
9	112922	thermostat	190	42	6x4.6	top	RM-Gastro	402592000
10	112938	thermostat	300	42	6x4.6	top	RM-Gastro	402593000
11	112923	time 120min	-	42	6x4.6	top	RM-Gastro	402590820
12	112937	time 15min + permanent ON	-	42	6x4.6	left	RM-Gastro	402590750
13	112924	time 15min + permanent ON	-	42	6x4.6	left	RM-Gastro	402590770
14	112930	toaster	-	42	6x4.6	right	RM-Gastro	402590900
15	112929	toaster	-	42	6x4.6	right	RM-Gastro	402590700

ROKA



1

No.	Order-No.	symbol	t.max. (°C)	ø (mm)	shaft ø (mm)	shaft flat	suit.for	equiv. no
1	110116	thermostat	110	60	6x4.6	top	Roka	8900435

ROLLER-GRILL



1

2

3

4

5

6

7

No.	Order-No.	symbol	ø (mm)	shaft ø (mm)	shaft flat	suit.for	equiv. no
1	110657	switch zero mark	40	6x4.6	bottom	Roller-Grill	A14042
2	110654	switch zero mark	40	6x4.6	bottom	Roller-Grill	A14090
3	110651	switch zero mark	50	6x4.6	top	Roller-Grill	A14097
4	110653	switch zero mark	50	6x4.6	top	Roller-Grill	A14029
5	110652	switch zero mark	50	8x6.5	right	Roller-Grill	A14076
6	110656	switch zero mark	50	8x6.5	top	Roller-Grill	A14075
7	110655	switch zero mark	50	8x7	left	Roller-Grill	A14077

RST-FIAMMA



1

2

No.	Order-No.	symbol	t.max. (°C)	ø (mm)	shaft ø (mm)	shaft flat	suit.for	equiv. no
1	110432	switch zero mark	-	42	6x4.6	top	RST - Fiamma	4.0.075.0040
2	110439	thermostat	250	50	6x4.6	top	RST - Fiamma	4.0.066.0112

SALVIS



1

2

3

4


5

6

7

8

No.	Order-No.	symbol	t.max. (°C)	ø (mm)	shaft ø (mm)	shaft flat	suit.for	equiv. no
1	111548	gas tap with ignition flame	-	54	6x4.6	bottom	Salvis	178903
2	112052	switch zero mark	-	54	6x4.6	top	Salvis	278457
3	112040	switch 0-1-0-1	-	55	6x4.6	top	Salvis	178844
4	112037	switch 7-position	-	54	6x4.6	bottom	Salvis	178852
5	111967	thermostat	300	54	6x4.6	bottom	Salvis	178856
6	112039	thermostat	300	55	6x4.6	top	Salvis	179314
7	112038	thermostat 1-6	-	54	6x4.6	top	Salvis	179305
8	112041	thermostat Min/Max	-	55	6x4.6	top	Salvis	178838



1 2

No.	Order-No.	symbol	t.max. (°C)	ø (mm)	shaft ø (mm)	shaft flat	suit.for	equiv. no
1	112061	1-10		-	-	-	Salvis	1G534227
2	112060	switch zero mark		52	6x4.6	top	Salvis	1G914236

SARO



1 2 3

No.	Order-No.	symbol	t.max. (°C)	ø (mm)	shaft ø (mm)	shaft flat	suit.for	equiv. no
1	110568	switch zero mark	-	40	6x4.6	top	Saro	122-2054
2	112121	thermostat	180	48	6x4.6	top	Saro	122-2009
3	112026	thermostat	270	50	6x4.6	top	Saro	328-3008

SCHOLL



1

No.	Order-No.	symbol	ø (mm)	shaft ø (mm)	shaft flat	suit.for	equiv. no
1	111861	thermostat 1-10	50	6x4.6	top	Scholl	70.01.18

SCOTSMAN



1

No.	Order-No.	symbol	ø (mm)	shaft ø (mm)	shaft flat	suit.for	equiv. no
1	111139	switch zero mark	26	6x4.6	top	Scotsman	1100042722

SIEDEFIX



1

No.	Order-No.	symbol	ø (mm)	shaft ø (mm)	shaft flat	suit.for	equiv. no
1	110154	gas thermostat 1-8	50	6x4.6	bottom	Siedefix	101.070 Knebel

SILANOS



No.	Order-No.	symbol	t.max. (°C)	ø (mm)	shaft ø (mm)	shaft flat	suit.for	equiv. no
1	110527	switch zero mark	-	40	6x4.6	bottom	Silanos	903940
2	110366	switch zero mark	-	44	6x4.6	top	Silanos	903940
3	110528	thermostat	300	50	6x4.6	top	Silanos	903970

SILKO



No.	Order-No.	symbol	t.max. (°C)	ø (mm)	shaft ø (mm)	shaft flat	suit.for	equiv. no
1	110729	gas tap with ignition flame	-	65	10x8	bottom	Silko	0101965+0101940
2	110035	gas tap with ignition flame	-	65	10x8	bottom	Silko	0101211+0101940
3	111521	gas tap with ignition flame	-	65	10x8	top	Silko	0101227+0101940
4	111513	gas tap with ignition flame	-	65	8x6.5	bottom	Silko	0101954+0101940
5	110723	gas tap without ignition flame	-	65	8x6.5	bottom	Silko	0101953+0101940
6	110730	gas thermostat 1-7	-	65	10x8	top	Silko	0101967+0101940
7	110722	oven	-	65	6x4.6	top	Silko	0101955+0101940
8	110726	switch 0-1-0-1	-	65	6x4.6	bottom	Silko	0101959+0101940



No.	Order-No.	symbol	t.max. (°C)	ø (mm)	shaft ø (mm)	shaft flat	suit.for	equiv. no
9	110728	switch 4-position	-	65	6x4.6	bottom	Silko	0101961+0101940
10	110720	switch 7-position	-	65	6x4.6	bottom	Silko	0101957+0101940
11	110724	thermostat	90	65	6x4.6	bottom	Silko	0101962+0101940
12	111529	thermostat	100	64	6x4.6	bottom	Silko	0101964+0101940
13	111936	thermostat	110	65	6x4.6	horizontal	Silko	0101958 + 0101940
14	110725	thermostat	180	65	6x4.6	bottom	Silko	0101960+0101940
15	110727	thermostat	295	65	6x4.6	bottom	Silko	0101963+0101940
16	111518	thermostat	310	65	6x4.6	bottom	Silko	0101956+0101940



No.	Order-No.	symbol	t.max. (°C)	ø (mm)	shaft ø (mm)	shaft flat	suit.for	equiv. no
17	110721	thermostat	310	65	6x4.6	bottom	Silko	0101956+0101940



No.	Order-No.	symbol	t.max. (°C)	ø (mm)	shaft ø (mm)	shaft flat	suit.for	equiv. no
1	112528						Silko	1036609900
2	112051						Silko	0101968
3	111964						Silko	0101940
4	112527	gas tap with ignition flame	-	45	6x4.6	bottom	Silko	1036712600
5	111182	gas tap with ignition flame	-	65	10x8	bottom	Silko	0101965
6	111185	gas tap with ignition flame	-	65	8x6.5	bottom	Silko	0101954
7	111178	gas tap without ignition flame	-	65	8x6.5	bottom	Silko	0101786
8	112050	gas thermostat 1-7	-	65	10x8	top	Silko	0101966



No.	Order-No.	symbol	t.max. (°C)	ø (mm)	shaft ø (mm)	shaft flat	suit.for	equiv. no
9	111183	gas thermostat 1-7	-	65	10x8	top	Silko	0101967
10	111177	oven	-	65	6x4.6	top	Silko	0101955
11	112170	switch 0-1-0-1	-	65	6x4.6	horizontal	Silko	0101959
12	111181	switch 4-position	-	65	6x4.6	bottom	Silko	0101961
13	111176	switch 7-position	-	65	6x4.6	bottom	Silko	0101957
14	111179	thermostat	90	65	6x4.6	bottom	Silko	0101962
15	111195	thermostat	100	64	6x4.6	bottom	Silko	0101964
16	111197	thermostat	110	65	6x4.6	bottom	Silko	0101958



No.	Order-No.	symbol	t.max. (°C)	ø (mm)	shaft ø (mm)	shaft flat	suit.for	equiv. no
17	111180	thermostat	180	65	6x4.6	bottom	Silko	0101960
18	111188	thermostat	310	65	6x4.6	bottom	Silko	0101956



No.	Order-No.	symbol	t.max. (°C)	ø (mm)	shaft ø (mm)	shaft flat	suit.for	equiv. no
1	111524						Silko	0101794+0101795
2	111515	gas tap with ignition flame	-	73	10x8	bottom	Silko	0101787+0101795
3	111514	gas tap with ignition flame	-	73	8x6.5	bottom	Silko	0101798+0101795
4	111512	gas tap without ignition flame	-	50	8x6.5	top	Silko	0101786+0101795
5	111522	gas thermostat	-	73	10x8	top	Silko	0101785+0101795
6	111523	gas thermostat 1-7	-	73	10x8	top	Silko	0101802
7	111527	switch 0-1-0-1	-	73	6x4.6	top	Silko	0101792
8	111519	switch 4-position	-	73	6x4.6	top	Silko	0101788+0101795



No.	Order-No.	symbol	t.max. (°C)	ø (mm)	shaft ø (mm)	shaft flat	suit.for	equiv. no
9	111516	switch 7-position	-	73	6x4.6	bottom	Silko	0101790
10	111520	thermostat	90	73	6x4.6	bottom	Silko	0101797+0101795
11	111530	thermostat	100	73	6x4.6	bottom	Silko	0102497+0101795
12	111525	thermostat	110	73	6x4.6	bottom	Silko	0101791+0101795
13	111526	thermostat	180	73	6x4.6	bottom	Silko	0101793+0101795
14	111517	thermostat	310	73	6x4.6	bottom	Silko	0101789+0101795



No.	Order-No.	symbol	t.max. (°C)	ø (mm)	shaft ø (mm)	shaft flat	suit.for	equiv. no
1	111965						Silko	0101795
2	112531	energy regulator 1-9	-	73	6x4.6	bottom	Silko	0101949
3	111187	gas tap with ignition flame	-	73	10x8	bottom	Silko	0101787
4	111186	gas tap with ignition flame	-	73	8x6.5	bottom	Silko	0101798
5	111184	gas tap without ignition flame	-	73	8x6.5	bottom	Silko	0101786
6	112532	switch 0-1-2	-	73	6x4.6	bottom	Silko	0101946
7	111189	switch 4-position	-	73	6x4.6	top	Silko	0101788
8	110423	switch 7-position	-	73	6x4.6	bottom	Silko	0101790



No.	Order-No.	symbol	t.max. (°C)	ø (mm)	shaft ø (mm)	shaft flat	suit.for	equiv. no
9	111190	thermostat	90	73	6x4.6	bottom	Silko	0101797
10	111196	thermostat	100	73	6x4.6	bottom	Silko	0102497
11	111193	thermostat	110	73	6x4.6	bottom	Silko	0101791
12	111194	thermostat	180	73	6x4.6	bottom	Silko	0101793
13	111528	thermostat	295	73	6x4.6	bottom	Silko	0101799
14	111208	thermostat	310	73	6x4.6	bottom	Silko	0101789



No.	Order-No.	symbol	t.max. (°C)	ø (mm)	shaft ø (mm)	shaft flat	suit.for	equiv. no
1	110060	switch 0-1-0-1	-	60	6x4.6	top	Silko	0101213
2	110058	thermostat	110	60	6x4.6	horizontal	Silko	0101219
3	110059	thermostat	310	60	6x4.6	bottom	Silko	0101215

SIRMAN



No.	Order-No.	symbol	t.max. (°C)	ø (mm)	shaft ø (mm)	shaft flat	suit.for	equiv. no
1	110929	potentiometer	-	23	6	-	Sirman	IB4200700
2	112280	switch zero mark	-	16	6	-	Sirman	IB4200100
3	112916	switch zero mark	-	17	5	-	Sirman	KODK003
4	111235	switch zero mark	-	23	5.5	-	Sirman	IB4200705
5	112283	switch zero mark	-	23	6	-	Sirman	MSC04V236
6	110930	switch zero mark	-	38	6x4.6	top	Sirman	RCSG234
7	110277	switch zero mark	-	42	8 x 5.5	top	Sirman	ATHD061001
8	112915	switch zero mark	-	44	6x4.6	top	Sirman	IGS114023N



No.	Order-No.	symbol	t.max. (°C)	ø (mm)	shaft ø (mm)	shaft flat	suit.for	equiv. no
9	110931	switch zero mark	-	45	5x6	top	Sirman	IB4206400
10	110275	switch zero mark	-	45	6x5	rectangular	Sirman	IGS336
11	110276	switch zero mark	-	49	6x4.6	top	Sirman	IB4206412
12	112907	switch 0-1	-	50	5x5	-	Sirman	IB4206440
13	112906	switch 0-1-2-3	-	52x52	5x5	-	Sirman	IB4206450
14	112914	thermostat	90	42	6x4.6	top	Sirman	IB4206010

SMEG



No.	Order-No.	symbol	t.max. (°C)	ø (mm)	shaft ø (mm)	shaft flat	suit.for	equiv. no
1	112118	MIN/MED/MAX	-	55	6x4.6	right with extended shaft	Smeg	25342
2	112114	oven	-	55	6x4.6	bottom with extended shaft	Smeg	50274
3	112149	oven	-	55	6x4.6	top with extended shaft	Smeg	764971925
4	112112	oven	-	55	6x4.6	top with extended shaft	Smeg	25800
5	112119	potentiometer	-	55	6x4.6	bottom with extended shaft	Smeg	58017
6	112117	steaming	-	55	6x4.6	top with extended shaft	Smeg	44562
7	112145	switch 0-½-1	-	55	6x4.6	top with extended shaft	Smeg	764972664




No.	Order-No.	symbol	t.max. (°C)	ø (mm)	shaft ø (mm)	shaft flat	suit.for	equiv. no
8	112110	thermostat	250	55	6x4.6	bottom with extended shaft	Smeg	39894
9	112148	thermostat	250	55	6x4.6	top with extended shaft	Smeg	764972459
10	112157	thermostat	250	55	6x4.6	top with extended shaft	Smeg	764975415
11	112143	thermostat	250	55	6x4.6	top with extended shaft	Smeg	764972639
12	112113	thermostat	250	55	6x4.6	top with extended shaft	Smeg	50275



No.	Order-No.	symbol	t.max. (°C)	ø (mm)	shaft ø (mm)	shaft flat	suit.for	equiv. no
12	112113	thermostat	250	55	6x4.6	top with extended shaft	Smeg	50275
13	112111	thermostat	275	55	6x4.6	right with extended shaft	Smeg	25801
14	112115	thermostat	275	55	6x4.6	top with extended shaft	Smeg	24527
15	112155	thermostat	300	55	6x4.6	top with extended shaft	Smeg	764974566
16	112144	thermostat	300	55	6x4.6	top with extended shaft	Smeg	764972371
17	112156	time 120min + permanent ON	-	55	6x4.6	bottom with extended shaft	Smeg	764975016
18	112158	time 14h	-	55	6x4.6	bottom with extended shaft	Smeg	764975534



No.	Order-No.	symbol	t.max. (°C)	ø (mm)	shaft ø (mm)	shaft flat	suit.for	equiv. no
19	112153	time 14h	-	55	6x4.6	right with extended shaft	Smeg	764971823
20	112116	time 60min + permanent ON	-	55	6x4.6	bottom with extended shaft	Smeg	24528
21	112146	time 60min + permanent ON	-	55	6x4.6	bottom with extended shaft	Smeg	764972332
22	112147	time 60min + permanent ON	-	55	6x4.6	top with extended shaft	Smeg	764974462



No.	Order-No.	symbol	t.max. (°C)	ø (mm)	shaft ø (mm)	shaft flat	suit.for	equiv. no
1	112108	thermostat	280	55	6x4.6	top	Smeg	66592
2	112109	time 90min + permanent ON	-	55	6x4.6	top	Smeg	66591



No.	Order-No.	symbol	ø (mm)	shaft ø (mm)	shaft flat	suit.for	equiv. no
1	112151	oven	45	6x4.6	top	Smeg	764970986
2	110327	switch zero mark	45	6x4.6	top	Smeg	764971537
3	112160	thermostat	45	6x4.6	top	Smeg	764970878
4	112159	thermostat	45	6x4.6	top	Smeg	764970877
5	112150	time 120min + permanent ON	45	6x4.6	top	Smeg	764970880



1

2

3

4

No.	Order-No.	symbol	ø (mm)	shaft ø (mm)	shaft flat	suit.for	equiv. no
1	112161	MIN/MED/MAX	42	6x4.6	right	Smeg	764972441
2	112152	switch zero mark	40	6x4.6	right	Smeg	764971543
3	112154	switch zero mark	42	6x4.6	top	Smeg	764974555
4	112162	thermostat	44	6x4.6	bottom	Smeg	764974870

SOGECO



1

No.	Order-No.	symbol	ø (mm)	shaft ø (mm)	shaft flat	suit.for	equiv. no
1	110330	switch zero mark	38	6x4.6	top	Sogeco	MANOPOLA001

SOLYMAC



1

2

3

4

No.	Order-No.	symbol	t.max. (°C)	ø (mm)	shaft ø (mm)	shaft flat	suit.for	equiv. no
1	110075	energy regulator 1-3	-	50	6x4.6	top	Solymac	P82A
2	112559	switch zero mark	-	81	10x8	bottom	Solymac	P72B
3	110119	thermostat	110	50	6x4.6	top	Solymac	P76B
4	110121	thermostat	200	50	6x4.6	top	Solymac	P80A

STAR (INDESIT)



1

No.	Order-No.	symbol	ø (mm)	shaft ø (mm)	shaft flat	suit.for	equiv. no
1	111884	switch zero mark	44	6x4.6	top	Indesit	10013144970

STAR 10



1

2

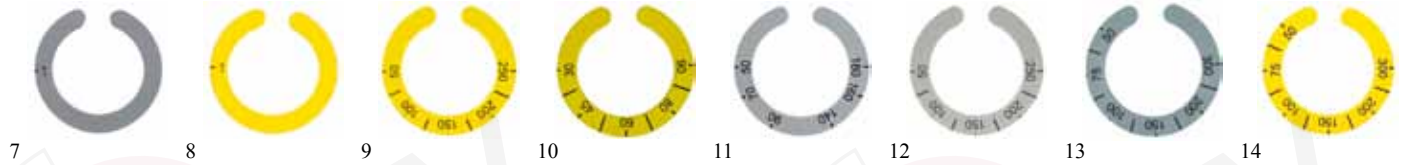
3

4

5

6


No.	Order-No.	symbol	t.max. (°C)	colour	suit.for	equiv. no
1	111845	energy regulator 1-4 + MAX	-	grey	Star10	082345
2	111844	energy regulator 1-4 + MAX	-	yellow	Star10	082335
3	110496	energy regulator 1-6 / 7-position	-	grey	Star10	082348
4	110495	energy regulator 1-6 / 7-position	-	yellow	Star10	082338
5	110492	gas tap without ignition flame	-	grey	Star10	082346
6	110494	gas tap without ignition flame	-	yellow	Star10	082336



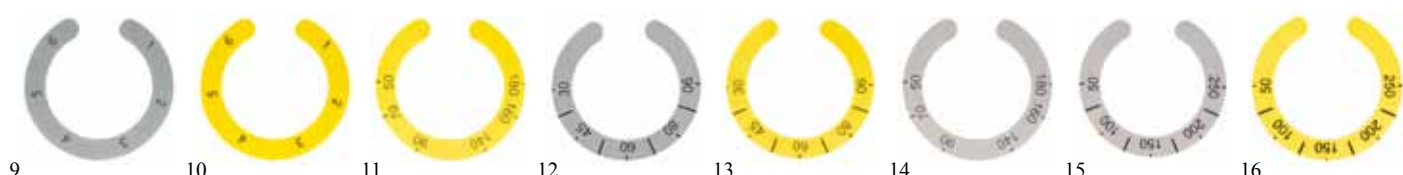
No.	Order-No.	symbol	t.max. (°C)	colour	suit.for	equiv. no
7	111854	switch 0-1	-	grey	Star10	082340
8	110476	switch 0-1	-	yellow	Star10	082330
9	111853	thermostat	-	yellow	Star10	082333
10	110491	thermostat	90	yellow	Star10	082331
11	110499	thermostat	180	grey	Star10	082332
12	111855	thermostat	250	grey	Star10	082343
13	111856	thermostat	300	grey	Star10	082344
14	110477	thermostat	300	yellow	Star10	082334



No.	Order-No.	ø (mm)	shaft ø (mm)	shaft flat	suit.for	equiv. no
1	110469	55	6x4.6	top	Star10	061080
2	110444	55	6x4.6	top	Star10	061078



No.	Order-No.	symbol	t.max. (°C)	colour	suit.for	equiv. no
1	111846	energy regulator 1-4 + MAX	-	grey	Star10	082315
2	110404	energy regulator 1-4 + MAX	-	yellow	Star10	082305
3	111852	gas tap with ignition flame	-	-	Star10	082317
4	111851	gas tap with ignition flame	-	yellow	Star10	082307
5	111841	gas tap without ignition flame	-	-	Star10	082316
6	111847	gas thermostat 1-8	-	-	Star10	082369
7	111892	gas thermostat 1-8	-	yellow	Star10	Symbol Gasthermostat
8	110484	switch 0-1	-	-	Star10	082310



No.	Order-No.	symbol	t.max. (°C)	colour	suit.for	equiv. no
9	111843	switch 7-position	-	grey	Star10	082318
10	111842	switch 7-position	-	yellow	Star10	082308
11	111858	thermostat	-	yellow	Star10	082302
12	110490	thermostat	90	-	Star10	082311
13	110483	thermostat	90	yellow	Star10	082301
14	110525	thermostat	180	-	Star10	082312
15	111849	thermostat	250	-	Star10	082313
16	111848	thermostat	250	yellow	Star10	082303



17

18

No.	Order-No.	symbol	t.max. (°C)	colour	suit.for	equiv. no
17	110478	thermostat	300	-	Star10	082314
18	110497	thermostat	410	yellow	Star10	082329/A



1

No.	Order-No.	ø (mm)	shaft ø (mm)	shaft flat	suit.for	equiv. no
1	110389	65	6x4.6	top	Star10	061079



1

2

3

4

5

6

7

8

No.	Order-No.	symbol	t.max. (°C)	ø (mm)	shaft ø (mm)	shaft flat	suit.for	equiv. no
1	110772	energy regulator	-	60	6x4.6	top	Star10	0000X01300
2	110771	gas tap with ignition flame	-	60	8x6.5	top	Star10	0000X00800
3	110049	gas tap without ignition flame	-	60	8x6.5	top	Star10	0000X00100
4	110352	gas thermostat 1-8	-	60	8x6.5	top	Star10	0000X00900
5	110774	oven	-	60	6x4.6	bottom	Star10	0000X03800
6	110775	oven TH/BH/TH+BH	-	60	6x4.6	top	Star10	0000X01200
7	110773	switch 0-1	-	60	6x4.6	top	Star10	0000X00600
8	110770	switch 4-position	-	60	6x4.6	top	Star10	0000X01000



9

10

11

12

13

14

No.	Order-No.	symbol	t.max. (°C)	ø (mm)	shaft ø (mm)	shaft flat	suit.for	equiv. no
9	110451	switch 7-position	-	60	6x4.6	top	Star10	0000X00500
10	110453	thermostat	110	60	6x4.6	top	Star10	0000X00400
11	110455	thermostat	195	60	6x4.6	top	Star10	0000X00700
12	110776	thermostat	300	60	6x4.6	top	Star10	0000X03700
13	110452	thermostat	300	60	6x4.6	top	Star10	-
14	110454	thermostat	300	60	6x4.6	top	Star10	0000X00300



1

2

3

No.	Order-No.	symbol	t.max. (°C)	ø (mm)	shaft ø (mm)	shaft flat	suit.for	equiv. no
1	110779	gas thermostat 1-8	-	75	10x8	top	Star10	-
2	110781	oven TH/BH/TH+BH	-	75	6x4.6	top	Star10	-
3	110786	switch 0-1	-	75	6x4.6	top	Star10	-




No.	Order-No.	symbol	t.max. (°C)	ø (mm)	shaft ø (mm)	shaft flat	suit.for	equiv. no
4	110788	switch 4-position	-	75	6x4.6	top	Star10	-
5	110782	switch 7-position	-	75	6x4.6	top	Star10	-
6	110787	thermostat	110	75	6x4.6	top	Star10	-
7	110783	thermostat	195	75	6x4.6	bottom	Star10	0000Y04300
8	110785	thermostat	300	75	6x4.6	top	Star10	-
9	110784	water	-	75	10x8	top	Star10	-



No.	Order-No.	symbol	t.max. (°C)	ø (mm)	shaft ø (mm)	shaft flat	suit.for	equiv. no
1	110442	gas tap with ignition flame	-	71	10x8	top	Star10	-
2	112012	gas tap with ignition flame	-	71	8x6.5	top	Star10	-
3	111829	gas tap without ignition flame	-	71	8x6.5	top	Star10	-
4	112102	oven	-	71	6x4.6	top	Star10	-
5	112136	switch 4-position	-	71	6x4.6	top	Star10	0000Y65011
6	112137	thermostat	195	71	6x4.6	top	Star10	0000Y65002
7	112135	thermostat	300	71	6x4.6	top	Star10	0000Y65004



No.	Order-No.	symbol	t.max. (°C)	ø (mm)	shaft ø (mm)	shaft flat	suit.for	equiv. no
1	110458	gas tap with ignition flame	-	71	10x8	top	Star10	-
2	110465	oven BH/TH/BH+TH	-	71	6x4.6	top	Star10	-
3	110479	switch 0-1	-	71	6x4.6	top	Star10	-
4	110690	switch 0-1-2	-	71	6x4.6	top	Star10	-
5	110464	switch 7-position	-	71	6x4.6	top	Star10	-
6	110778	thermostat	90	71	6x4.6	top	Star10	-
7	110462	thermostat	300	71	6x4.6	top	Star10	-



No.	Order-No.	ø (mm)	shaft ø (mm)	shaft flat	suit.for	equiv. no
1	110457	71	10x8	top	Star10	-

No.	Order-No.	ø (mm)	shaft ø (mm)	shaft flat	suit.for	equiv. no
2	110456	71	6x4.6	top	Star10	-



1

2

3

4

5

No.	Order-No.	symbol	ø (mm)	shaft ø (mm)	shaft flat	suit.for	equiv. no
1	110482	switch zero mark	42	6x4.6	top	Star10	061037
2	110382	switch zero mark	42	6x4.6	top	Star10	061050
3	110651	switch zero mark	50	6x4.6	top	Star10	RG.A14078
4	110409	switch zero mark	52	6x4.6	top	Star10	061025
5	111923	switch zero mark	60	-	-	Star10	061030

SUPREMA



1

No.	Order-No.	symbol	ø (mm)	shaft ø (mm)	shaft flat	suit.for	equiv. no
1	110150	gas tap without ignition flame	50	8x5.5	right	Suprema	zu EGA 26400

TECNOEKA



1

2

3

No.	Order-No.	symbol	ø (mm)	shaft ø (mm)	shaft flat	suit.for	equiv. no
1	111586	switch zero mark	43	6x4.6	bottom	Tecnoeka	09960028500
2	111587	switch zero mark	43	6x4.6	right	Tecnoeka	09960018500
3	111585	switch zero mark	48	6x4.6	top	Tecnoeka	01960778504

TECNOINOX



1

2

3

4

No.	Order-No.	symbol	t.max. (°C)	ø (mm)	shaft ø (mm)	shaft flat	suit.for	equiv. no
1	110701	energyregulator 1-10 + MAX	-	38	6x4.6	top	Tecnoinox	06301
2	110709	switch zero mark	-	38	6x4.6	top	Tecnoinox	00086
3	110702	switch zero mark	-	40	6x4.6	top	Tecnoinox	00035
4	110241	thermostat	110	50	6x4.6	top	Tecnoinox	00598



1

2


3

4

No.	Order-No.	symbol	t.max. (°C)	ø (mm)	shaft ø (mm)	shaft flat	suit.for	equiv. no
1	110708	energy regulator 1-6 + MAX	-	60	6x4.6	left	Tecnoinox	00287
2	110716	gas tap with ignition flame	-	60	8x6.5	bottom	Tecnoinox	00538
3	110710	gas tap without ignition flame	-	60	8x6.5	bottom	Tecnoinox	00401
4	110938	gas thermostat	260	60	8x6.5	bottom	Tecnoinox	00917



No.	Order-No.	symbol	t.max. (°C)	ø (mm)	shaft ø (mm)	shaft flat	suit.for	equiv. no
5	110714	gas thermostat 1-7	-	60	8x6.5	bottom	Tecnoinox	00448
6	110711	switch 7-position	-	60	6x4.6	right	Tecnoinox	00289
7	110712	thermostat	90	60	6x4.6	right	Tecnoinox	00268
8	110715	thermostat	190	60	6x4.6	right	Tecnoinox	00280
9	110707	thermostat	275	59	6x4.6	right	Tecnoinox	00495
10	110713	thermostat	310	60	6x4.6	right	Tecnoinox	00284
11	110706	time 50min	-	60	6x4.6	right	Tecnoinox	00494



No.	Order-No.	symbol	t.max. (°C)	ø (mm)	shaft ø (mm)	shaft flat	suit.for	equiv. no
1	110937	energy regulator 1-6 + MAX	-	70	6x4.6	left	Tecnoinox	01070
2	110935	gas tap with ignition flame	-	70	8x6.5	bottom	Tecnoinox	01153
3	110939	gas thermostat	290	70	8x6.5	top	Tecnoinox	01152
4	110943	gas thermostat 1-7	-	70	8x6.5	bottom	Tecnoinox	01172
5	110732	graduated	-	70	6x4.6	left	Tecnoinox	01011
6	110940	oven BH/TH/BH+TH	-	70	6x4.6	right	Tecnoinox	01059
7	110944	switch 4-position	-	70	6x4.6	left	Tecnoinox	01249
8	110936	switch 7-position	-	70	6x4.6	right	Tecnoinox	01109



No.	Order-No.	symbol	t.max. (°C)	ø (mm)	shaft ø (mm)	shaft flat	suit.for	equiv. no
9	110945	thermostat	90	70	6x4.6	right	Tecnoinox	01085
10	110946	thermostat	190	70	6x4.6	right	Tecnoinox	01121
11	110941	thermostat	300	70	6x4.6	right	Tecnoinox	01060
12	110942	thermostat	300	70	6x4.6	right	Tecnoinox	01079

TECNO-MCM




No.	Order-No.	symbol	ø (mm)	shaft ø (mm)	shaft flat	suit.for	equiv. no
1	111648	switch zero mark	60	6x4.6	bottom	Tecno MCM	H06/NR4
2	111647	switch zero mark	65	8x6.5	bottom	Tecno MCM	030132

THERMA / ELECTROLUX



No.	Order-No.	symbol	t.max. (°C)	ø (mm)	shaft ø (mm)	shaft flat	suit.for	equiv. no
1	112054	gas tap with ignition flame	-	60	6x4.6	bottom	Therma	624151
2	111824	gas tap with ignition flame	-	60	6x4.6	right	Therma	18025490
3	112081	gas thermostat	90	60	-	-	Therma	-
4	112567	gas thermostat	190	60	-	-	Therma	-
5	111246	gas thermostat	270	60	-	-	Therma	-
6	112566	gas thermostat	270	60	-	-	Therma	-
7	111827	switch zero mark	-	60	6x4.6	bottom	Therma	-


THIELMANN



No.	Order-No.	symbol	t.max. (°C)	suit.for	equiv. no
1	111894	energy regulator 1-10	-	Thielmann	540826
2	111835	gas tap with ignition flame	-	Thielmann	540449
3	111839	gas thermostat 1-8	-	Thielmann	540456
4	111896	graduated	-	Thielmann	-
5	111833	oven TH/BH/TH+BH	-	Thielmann	144108
6	111870	switch 0-1-0-3	-	Thielmann	-
7	111895	switch 4-position	-	Thielmann	540432
8	111838	switch 7-position	-	Thielmann	144107



No.	Order-No.	symbol	t.max. (°C)	suit.for	equiv. no
9	111840	thermostat	85	Thielmann	-
10	111869	thermostat	180	Thielmann	541138
11	111834	thermostat	300	Thielmann	144109



No.	Order-No.	ø (mm)	shaft ø (mm)	shaft flat	suit.for	equiv. no	No.	Order-No.	ø (mm)	shaft ø (mm)	shaft flat	suit.for	equiv. no
1	111831	68	6x4.6	top	Thielmann	144104	2	111832	68	8x6.5	bottom	Thielmann	540448

TORNATI



No.	Order-No.	symbol	ø (mm)	shaft ø (mm)	shaft flat	suit.for	equiv. no
1	112538	switch zero mark	27	6	bottom	Tornati	513002
2	110330	switch zero mark	38	6x4.6	top	Tornati	513018

UNIVERBAR




No.	Order-No.	symbol	t.max. (°C)	ø (mm)	shaft ø (mm)	shaft flat	suit.for	equiv. no
1	110949	thermostat	90	42	6x4.6	bottom	Univer-Bar	3321

UNOX



No.	Order-No.	symbol	t.max. (°C)	ø (mm)	shaft ø (mm)	shaft flat	suit.for	equiv. no
1	112540	thermostat	300	41	6x4.6	bottom	Unox	MN1091A0
2	112543	thermostat	300	45	6x4.6	bottom	Unox	MN1101A0
3	112539	time 120min	-	41	6x4.6	bottom	Unox	MN1090A0
4	112542	time 60min	-	45	6x4.6	bottom	Unox	MN1100A0

VALENTINE



No.	Order-No.	symbol	t.max. (°C)	ø (mm)	shaft ø (mm)	shaft flat	suit.for	equiv. no
1	112562	0-ECO-FRY	-	50	6x4.6	top	Valentine	6333-01
2	112496	0-MELTING-1	-	50	6x4.6	top	Valentine	6333-01
3	111926	0-SCHMELZEN-BACKEN	-	50	6x4.6	top	Valentine	6332
4	111930	switch zero mark	-	42	6x4.6	top	Valentine	0712-02
5	110231	switch 0-1-0-1	-	50	6x4.6	top	Valentine	5166
6	111925	thermostat	190	50	6x4.6	left	Valentine	6336
7	111944	thermostat	190	50	6x4.6	left	Valentine	5168
8	111924	time 15min	-	50	6x4.6	right	Valentine	6335

VEGA



1 2 3

No.	Order-No.	symbol	t.max. (°C)	ø (mm)	shaft ø (mm)	shaft flat	suit.for	equiv. no
1	110657	switch zero mark	-	40	6x4.6	bottom	VEGA	93052
2	110650	switch zero mark	-	40	6x4.6	bottom	VEGA	93052
3	112121	thermostat	180	48	6x4.6	top	VEGA	93314

VEMA



1 2

No.	Order-No.	symbol	t.max. (°C)	ø (mm)	shaft ø (mm)	shaft flat	suit.for	equiv. no
1	112197	thermostat	90	42	6x4.6	-	VEMA	XRC18
2	112198	thermostat	300	42	6x4.6	-135°	VEMA	XRPV16

WHIRLPOOL




1 2 3 4 5 6 7

No.	Order-No.	symbol	t.max. (°C)	ø (mm)	shaft ø (mm)	shaft flat	suit.for	equiv. no
1	110442	gas tap with ignition flame	-	71	10x8	top	Whirlpool	-
2	112012	gas tap with ignition flame	-	71	8x6.5	top	Whirlpool	483286009275
3	111829	gas tap without ignition flame	-	71	8x6.5	top	Whirlpool	-
4	112102	oven	-	71	6x4.6	top	Whirlpool	-
5	112136	switch 4-position	-	71	6x4.6	top	Whirlpool	483286009308
6	112137	thermostat	195	71	6x4.6	top	Whirlpool	483286009353
7	112135	thermostat	300	71	6x4.6	top	Whirlpool	483286009369



1 2 3 4 5 6 7

No.	Order-No.	symbol	t.max. (°C)	suit.for	equiv. no
1	110458	gas tap with ignition flame	-	Whirlpool	-
2	110465	oven BH/TH/BH+TH	-	Whirlpool	483286009618
3	110479	switch 0-1	-	Whirlpool	-
4	110690	switch 0-1-2	-	Whirlpool	483286009428
5	110464	switch 7-position	-	Whirlpool	483286009632
6	110778	thermostat	90	Whirlpool	-
7	110462	thermostat	300	Whirlpool	-



No.	Order-No.	ø (mm)	shaft ø (mm)	shaft flat	suit.for	equiv. no
1	110457	71	10x8	top	Whirlpool	-

No.	Order-No.	ø (mm)	shaft ø (mm)	shaft flat	suit.for	equiv. no
2	110456	71	6x4.6	top	Whirlpool	-




No.	Order-No.	symbol	ø (mm)	shaft ø (mm)	shaft flat	version	suit.for	equiv. no
1	111000	-	60	18.5x18.5	-	-	Whirlpool	483286002387
2	111072	switch zero mark	55	6x4.6	top	-	Whirlpool	483286002386
3	111003	switch zero mark	55	6x4.6	top	recessed shaft intake	Whirlpool	483286002444

ZANOLLI



No.	Order-No.	symbol	ø (mm)	shaft ø (mm)	shaft flat	suit.for	equiv. no
1	111748	potentiometer	46	6.5	-	Zanolli	MANI0022
2	111741	switch zero mark	49	6x4.6	top	Zanolli	MANI0021

ZANUSSI



No.	Order-No.	symbol	ø (mm)	shaft ø (mm)	shaft flat	suit.for	equiv. no
1	110898	energy regulator 1-10 + MAX	50	8x5.5	top	Zanussi	053694
2	111599	gas tap with ignition flame	50	10x8	top	Zanussi	052604
3	111595	gas tap without ignition flame	50	8x6.5	top	Zanussi	054105
4	111610	gas thermostat 1-8	50	8x6.5	top	Zanussi	054126
5	111616	oven TH/BH/TH+BH	50	6x4.6	top	Zanussi	053404
6	111672	switch 0-1	50	6x4.6	bottom	Zanussi	056871
7	111638	switch 0-1-0-1	50	6x4.6	bottom	Zanussi	026797
8	111639	switch 5-position	50	6x4.6	top	Zanussi	051697



No.	Order-No.	symbol	t.max. (°C)	ø (mm)	shaft ø (mm)	shaft flat	suit.for	equiv. no
1	111773	-	-	55	6x4.6	universal	Zanussi	002671
2	110280	gas thermostat	330	55	8x6.5	top	Zanussi	059249
3	111710	switch zero mark	-	55	6x4.6	top	Zanussi	002672
4	111966	time 120min	-	55	6x4.6	bottom	Zanussi	0C3022



No.	Order-No.	symbol	t.max. (°C)	ø (mm)	shaft ø (mm)	shaft flat	suit.for	equiv. no
1	110445	gas tap with ignition flame	-	70	10x8	top	Zanussi	059386
2	110283	gas tap with ignition flame	-	70	8x6.5	top	Zanussi	059244
3	110290	gas tap without ignition flame	-	70	8x6.5	top	Zanussi	058561
4	111600	graduated	-	70	10x8	-	Zanussi	059538
5	111912	ON/OFF	-	70	6x4.6	top	Zanussi	058644
6	110316	thermostat	280	70	6x4.6	top	Zanussi	002377
7	110343	thermostat	310	70	6x4.6	top	Zanussi	058583



No.	Order-No.	symbol	ø (mm)	shaft ø (mm)	shaft flat	suit.for	equiv. no
1	110070	gas tap with ignition flame	60	-	-	Zanussi	051638
2	110045	gas tap with ignition flame	60	10x8	top	Zanussi	052138
3	110399	oven TH/BH/TH+BH	60	6x4.6	bottom	Zanussi	052087
4	110043	switch 0-1-0-1	60	6x4.6	top	Zanussi	050341
5	110042	switch 5-position	60	6x4.6	top	Zanussi	051552
6	110398	switch 5-position	60	6x4.6	top	Zanussi	052184
7	110397	switch 5-position	60	6x4.6	top	Zanussi	052183



No.	Order-No.	symbol	t.max. (°C)	ø (mm)	shaft ø (mm)	shaft flat	suit.for	equiv. no
1	111768	gas tap with ignition flame	-	20	-	-	Zanussi	055447
2	111646	gas tap without ignition flame	-	30	-	-	Zanussi	003704
3	111767	gas tap without ignition flame	-	30	-	-	Zanussi	056452
4	111763	switch zero mark	-	35	6x4.6	bottom	Zanussi	056503
5	111685	switch zero mark	-	37	6x4.6	bottom	Zanussi	003981
6	112340	switch zero mark	-	40	6x4.6	left	Zanussi	048340
7	110910	switch zero mark	-	40	6x4.6	right	Zanussi	047842
8	110203	switch zero mark	-	55	6x4.6	top	Zanussi	003762



No.	Order-No.	symbol	t.max. (°C)	ø (mm)	shaft ø (mm)	shaft flat	suit.for	equiv. no
9	111660	thermostat	190	60	MERTIK	-	Zanussi	006570
10	111625	thermostat	250	60	MERTIK	-	Zanussi	006464
11	111686	thermostat	300	54	6x4.6	top	Zanussi	005208
12	110287	water	-	50	7x7	-	Zanussi	025260



1

2

3

4

5

No.	Order-No.	symbol	t.max. (°C)	ø (mm)	shaft ø (mm)	shaft flat	suit.for	equiv. no
1	110474	convection oven	-	55	6x4.6	bottom	Zanussi	055026
2	111943	energy regulator	-	55	6x4.6	bottom	Zanussi	-
3	111684	oven	-	55	6x4.6	bottom	Zanussi	054278
4	111761	programme	-	55	6x4.6	bottom	Zanussi	055363
5	110291	thermostat	250	55	6x4.6	bottom	Zanussi	053813



1

2

No.	Order-No.	symbol	ø (mm)	shaft ø (mm)	shaft flat	suit.for	equiv. no
1	110907	switch zero mark	44	6x4.6	left	Zanussi	048830
2	110137	switch zero mark	44	6x4.6	left	Zanussi	048402



1

2

3

4

5

6

No.	Order-No.	symbol	t.max. (°C)	ø (mm)	shaft ø (mm)	shaft flat	suit.for	equiv. no
1	111765	core temperature	100	55	6x4.6	bottom	Zanussi	055474
2	110473	energy regulator	-	55	6x4.6	bottom	Zanussi	053815
3	110471	thermostat	70	55	6x4.6	bottom	Zanussi	056726
4	110472	thermostat	250	55	6x4.6	bottom	Zanussi	-
5	110048	time 120min + permanent ON	-	55	6x4.6	bottom	Zanussi	003850
6	110475	time 120min + permanent ON	-	55	6x4.6	bottom	Zanussi	-



1

2

3

4


5

6

No.	Order-No.	symbol	ø (mm)	shaft	shaft ø (mm)	shaft flat	suit.for	equiv. no
1	111615	switch zero mark	32	MERTIK	-	-	Zanussi	0C0190
2	111631	switch zero mark	46	-	10x8	top	Zanussi	0C0465
3	112556	switch zero mark	46	MERTIK	-	-	Zanussi	-
4	111614	switch zero mark	46	MERTIK	-	-	Zanussi	0C0189
5	111602	switch zero mark	46	Standard	6x4.6	top	Zanussi	0C0257
6	111598	switch zero mark	46	Standard	8x6.5	top	Zanussi	0C0191



No.	Order-No.	symbol	t.max. (°C)	application	suit.for	equiv. no
1	111632	gas tap with ignition flame	-	for front hob	Zanussi	0C0192
2	111633	gas tap with ignition flame	-	for rear hob	Zanussi	0C0193
3	111621	oven TH/BH/TH+BH	-	-	Zanussi	0C0259
4	111654	switch 0-1-0-1	-	-	Zanussi	0C0518
5	111635	switch 4-position	-	-	Zanussi	0C0560
6	111605	switch 7-position	-	for front hob	Zanussi	0C0304
7	111606	switch 7-position	-	for rear hob	Zanussi	0C0307
8	111653	thermostat	90	-	Zanussi	0C0515



No.	Order-No.	symbol	t.max. (°C)	application	suit.for	equiv. no
9	111665	thermostat	185	-	Zanussi	0C0615
10	111628	thermostat	280	-	Zanussi	0C0466
11	111620	thermostat	300	-	Zanussi	0C0258
12	111608	thermostat 1-8	-	for front hob	Zanussi	0C0317
13	111609	thermostat 1-8	-	for rear hob	Zanussi	0C0318
14	111675	water hot/cold	-	-	Zanussi	0C0711



No.	Order-No.	symbol	t.max. (°C)	application	suit.for	equiv. no
1	111650	gas regulator	90		Zanussi	0C0503
2	111661	gas regulator	190		Zanussi	0C0623
3	111613	gas regulator	270		Zanussi	0C0194
4	111626	gas regulator	270		Zanussi	0C0597



No.	Order-No.	symbol	t.max. (°C)	ø (mm)	shaft ø (mm)	shaft flat	suit.for	equiv. no
1	110448	gas tap with ignition flame	-	70	10x8	top	Zanussi	059378
2	111534	gas tap with ignition flame	-	70	10x8	top	Zanussi	059304
3	110348	gas tap with ignition flame	-	70	8x6.5	top	Zanussi	059206
4	111596	gas tap without ignition flame	-	70	8x6.5	top	Zanussi	004329
5	110286	gas thermostat	90	70	8x6.5	top	Zanussi	059801
6	111624	gas thermostat	280	70	8x6.5	top	Zanussi	059422
7	111667	gas thermostat	290	70	10x8	top	Zanussi	004482



No.	Order-No.	symbol	t.max. (°C)	ø (mm)	shaft ø (mm)	shaft flat	suit.for	equiv. no
8	111612	gas thermostat	290	70	8x6.5	top	Zanussi	004336
9	110446	gas thermostat	300	70	8x6.5	top	Zanussi	059413
10	111643	water	-	70	10x8	top	Zanussi	004483
11	111644	water cold	-	70	10x8	top	Zanussi	059531
12	111680	water hot	-	70	10x8	top	Zanussi	059516



No.	Order-No.	symbol	t.max. (°C)	ø (mm)	shaft ø (mm)	shaft flat	suit.for	equiv. no
1	111640	energy regulator 1-8 + MAX	-	70	6x4.6	top	Zanussi	059779
2	110429	energy regulator 1-8 + MAX	-	70	6x4.6	top	Zanussi	059554
3	111603	energyregulator 1-10 + MAX	-	70	6x4.6	top	Zanussi	005009
4	111662	ON/DISPLAY/FILTER	-	70	6x4.6	top	Zanussi	006144
5	111618	oven	-	70	6x4.6	top	Zanussi	004343
6	110449	switch 0-1-0-1	-	70	6x4.6	top	Zanussi	059333
7	111637	switch 4-position	-	70	6x4.6	top	Zanussi	059546



No.	Order-No.	symbol	t.max. (°C)	ø (mm)	shaft ø (mm)	shaft flat	suit.for	equiv. no
8	110428	switch 7-position	-	70	6x4.6	top	Zanussi	059230
9	110467	thermostat	90	70	6x4.6	top	Zanussi	002386
10	110447	thermostat	180	70	6x4.6	top	Zanussi	059403
11	111659	thermostat	185	70	6x4.6	top	Zanussi	059303
12	110466	thermostat	300	70	6x4.6	top	Zanussi	002401
13	111671	thermostat	300	70	6x4.6	top	Zanussi	002104
14	111627	thermostat	310	70	6x4.6	top	Zanussi	004710



No.	Order-No.	symbol	t.max. (°C)	ø (mm)	shaft ø (mm)	shaft flat	suit.for	equiv. no
15	111619	thermostat	320	70	6x4.6	top	Zanussi	004330
16	111676	water hot/cold	-	70	6x4.6	top	Zanussi	004885



No.	Order-No.	symbol	ø (mm)	shaft ø (mm)	shaft flat	suit.for	equiv. no
1	111656	gas tap with ignition flame	70	10x8	top	Zanussi	002603
2	110309	gas tap with ignition flame	70	10x8	top	Zanussi	058597
3	110282	gas thermostat	70	10x8	top	Zanussi	003392
4	111642	water cold	70	10x8	top	Zanussi	051694
5	111678	water hot	70	10x8	top	Zanussi	051695



No.	Order-No.	symbol	t.max. (°C)	ø (mm)	shaft ø (mm)	shaft flat	suit.for	equiv. no
1	110289	gas tap without ignition flame	-	70	8x6.5	top	Zanussi	058534
2	111611	gas thermostat	280	70	8x6.5	top	Zanussi	003654
3	110319	gas thermostat	300	70	8x6.5	top	Zanussi	058537
4	110318	gas thermostat	330	70	8x6.5	top	Zanussi	002809



No.	Order-No.	symbol	t.max. (°C)	ø (mm)	shaft ø (mm)	shaft flat	suit.for	equiv. no
1	110346	energy regulator 1-8 + MAX	-	70	6x4.6	top	Zanussi	002522
2	110307	energyregulator 1-10 + MAX	-	70	6x4.6	top	Zanussi	059042
3	110278	oven TH/BH/TH+BH	-	70	6x4.6	top	Zanussi	058541
4	111636	switch 4-position	-	70	6x4.6	top	Zanussi	003323
5	110347	switch 5-position	-	70	6x4.6	top	Zanussi	058681
6	110317	switch 7-position	-	70	6x4.6	top	Zanussi	058547
7	110314	thermostat	185	70	6x4.6	top	Zanussi	058591



No.	Order-No.	symbol	t.max. (°C)	ø (mm)	shaft ø (mm)	shaft flat	suit.for	equiv. no
8	111663	thermostat	185	70	6x4.6	top	Zanussi	059196
9	111673	thermostat	280	70	6x4.6	top	Zanussi	002374
10	110342	thermostat	310	70	6x4.6	top	Zanussi	058579
11	110279	thermostat	320	70	6x4.6	top	Zanussi	058542
12	111674	water cold	-	70	6x4.6	top	Zanussi	058630



No.	Order-No.	symbol	t.max. (°C)	ø (mm)	shaft ø (mm)	shaft flat	suit.for	equiv. no
1	111630	gas tap with ignition flame	-	55	8x6.5	top	Zanussi	004821
2	111645	gas thermostat	90	55	8x6.5	top	Zanussi	004871
3	111623	gas thermostat	280	55	10x8	top	Zanussi	004658
4	110349	gas thermostat	330	55	8x6.5	top	Zanussi	059220



No.	Order-No.	symbol	t.max. (°C)	ø (mm)	shaft ø (mm)	shaft flat	suit.for	equiv. no
1	111670	energy regulators 1-7	-	55	6x4.6	bottom	Zanussi	059469
2	110426	graduated/grill	-	55	6x4.6	bottom	Zanussi	059850
3	111651	switch 0-1-0-1	-	55	6x4.6	top	Zanussi	004566
4	112597	thermostat	90	55	6x4.6	right	Zanussi	005855
5	111652	thermostat	90	55	6x4.6	top	Zanussi	004565
6	111664	thermostat	185	55	6x4.6	top	Zanussi	004783
7	111669	thermostat	300	55	6x4.6	bottom	Zanussi	059468



No.	Order-No.	symbol	t.max. (°C)	ø (mm)	shaft ø (mm)	shaft flat	suit.for	equiv. no
8	110427	thermostat	350	55	6x4.6	bottom	Zanussi	059236



No.	Order-No.	symbol	t.max. (°C)	ø (mm)	shaft ø (mm)	shaft flat	suit.for	equiv. no
1	110308	gas thermostat	280	55	8x6.5	top	Zanussi	058776
2	110281	gas thermostat	330	55	8x6.5	top	Zanussi	059010



No.	Order-No.	symbol	t.max. (°C)	ø (mm)	shaft ø (mm)	shaft flat	suit.for	equiv. no
1	110345	thermostat	90	55	6x4.6	top	Zanussi	002546
2	110344	thermostat	90	55	6x4.6	top	Zanussi	058651

accessories
button springs



No.	Order-No.	Description
1	112495	button spring L 10.5mm W 8.5mm Qty 1pc
2	111777	button spring L 10.5mm W 8.5mm Qty 10pc
3	112494	button spring L 10.5mm W 9mm Qty 1pc
4	111776	button spring L 13mm W 7.5mm Qty 10pc

No.	Order-No.	Description
5	550133	button spring L 17mm W 8mm Qty 10pc
6	550134	button spring Qty 3-fold, 10 eachpc
7	550965	button spring Qty 1pc
8	550132	button spring Qty 10pc